



Slim profile recessed luminaire provides direct lighting. Available as single modules or continuous runs suitable for interior application where general lighting is required.

Luminaire characteristics:

Power input: 4.7W/ft to 10.5W/ft
Lumens: 335lm/ft to 805lm/ft (3000K, 85CRI)
Luminaire efficacy: Up to 81lm/W

Source: High efficiency Osram LED (LM-80)
3000K: 85CRI (80CRI min),
3500K: 85CRI (80CRI min),
4000K: 85CRI (80CRI min).

Lumen maintenance: 80% of initial lumens at 55 000 hours (L80).

Optics: General light.

Material: Body: Extruded aluminum profile with die-cast end caps.
Diffuser: Polycarbonate frosted shipped as a continuous roll of maximum 24' (7.3m).
Mounting: Galvanized steel flanges.

Mounting: Lay-in installation for grid ceilings. For 9/16" or 15/16" T-bars. Suitable for insulated ceilings.

Electrical: Integral high efficiency LED driver, rated 50 000 hours, 120V or 120-277V.


Dimming: LTE: Leading edge (TRIAC) and trailing edge (ELV) (120V only), down to 15%.
D01: 0-10V (120-277V), down to 1%.
D2B: Lutron Hi-lume® 1% EcoSystem™ (120-277V), down to 1%.
SDA: EldoLED SOLOdrive, DALI (120-277V), down to 0.1%.
EDA: EldoLED ECOdrive, DALI (120-277V), down to 1%.

Finish: Available in white RAL9003 or black RAL9004.
Gray RAL9006 available on request.

Weight: 0.70 kg/ft (2.30 kg/m)

Warranty: 5 year limited warranty.

Ratings: IP20

Certification:  cULus listed for damp location. Interior use only.

MADE IN CANADA.

ORDERING INFO

3705 - - **F**
FIXTURE

MODEL

3705 - Recessed grid ceiling

LENGTH

_____ 2' to 96'
Ordered by 1' increments.

OUTPUT

BO - Base output **MO** - Medium output **HO** - High output **VO** - Very high output

LED

830 - 3000K, 85CRI⁽¹⁾ **835** - 3500K, 85CRI⁽¹⁾ **840** - 4000K, 85CRI⁽¹⁾

OPTIC

F - Frosted

VOLTAGE

120 - 120V **UNV** - 120-277V

FINISH⁽²⁾

01 - White **02** - Black

DIMMING

LTE - Leading and trailing edge (120V only) (down to 15%) **D01** - 0-10V (down to 1%)⁽³⁾ **D2B** - Lutron Hi-Lume® 1% EcoSystem™, (down to 1%)⁽³⁾
 SDA - EldoLED SOLOdrive, DALI (down to 0.1%)⁽³⁾ **EDA** - EldoLED ECOdrive, DALI (down to 1%)⁽³⁾



⁽¹⁾ 85CRI typical - 80CRI minimum.

⁽²⁾ Gray finish available on request, contact customer service for more information.

⁽³⁾ Available with 120-277V (**UNV**) voltage.

FAMILY OVERVIEW

Linear EVO family offers a wide range of mounting and optic options for multiple applications



PRODUCT FEATURES


PROPRIETARY LED PLATFORM

Superior thermal management for reliable color consistency and optimized output performance.




PROFESSIONAL GRADE OPTICS

Polycarbonate premium quality optics designed for visual comfort and performance.

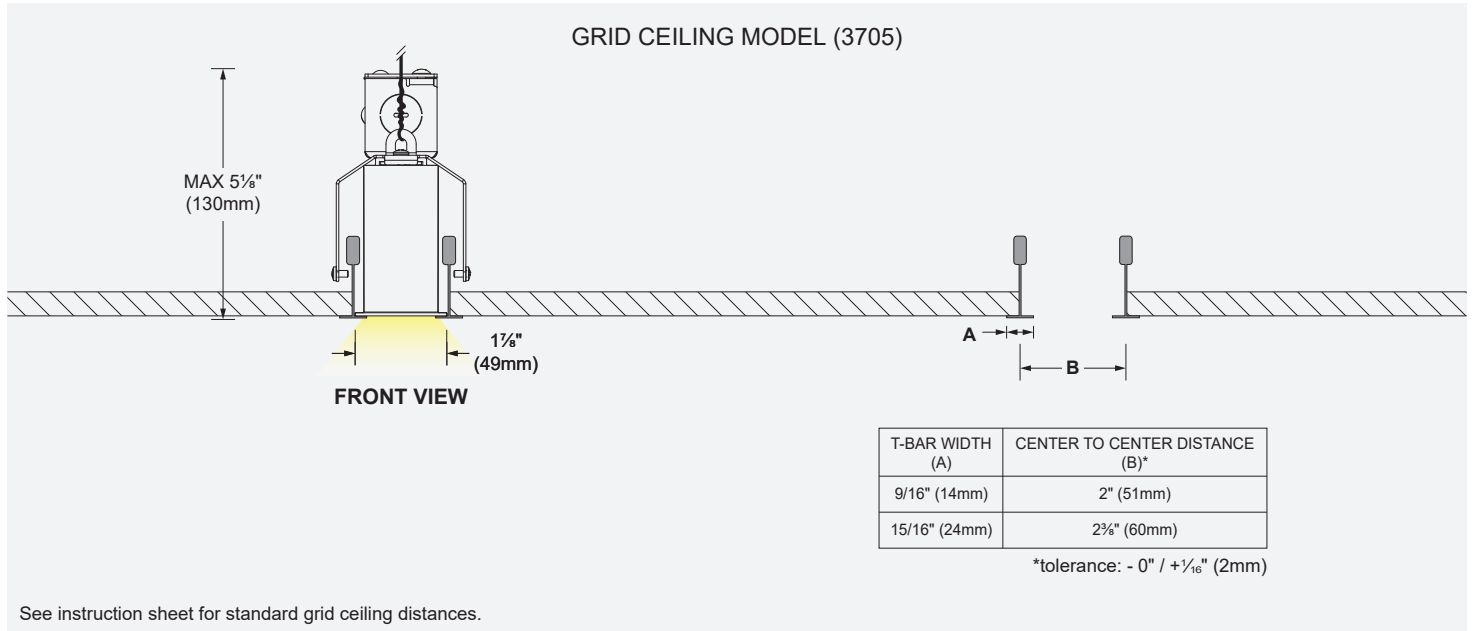


Feature name

Minimalist design for perfect integration into architecture.



DIMENSIONS



LENGTHS*



*For fixtures longer than 8' (2.44m), the diffuser will be shipped separately.
See instruction sheet for more information.

LED COLOR FIDELITY DATA

CCT	R1	R2	R3	R4	R5	R6	R7	R8	R9	R10	R11	R12	R13	R14	R15	Rf	Rg	Melanopic ratio
3000K	80	88	95	82	80	84	85	62	10	72	82	67	82	97	73	83	99	0.478
3500K	82	89	95	84	83	86	86	65	13	75	85	71	84	97	75	85	99	0.578
4000K	84	90	94	85	85	87	87	69	21	77	85	70	86	97	79	86	98	0.689

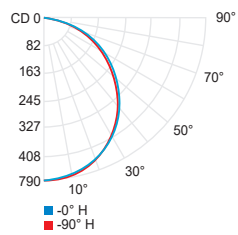
PHOTOMETRIC DATA

Visit sistemalux.com for complete photometric data.

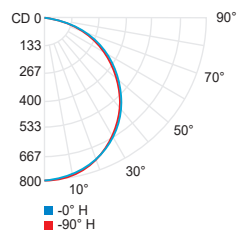
CCT (K)	CRI	OUTPUT	LOAD (W / ft)	OPTIC	LUMENS (lm / ft)	EFFICACY (lm / W)	MODELS
3000K	85	BO	4.7W/ft	Frosted	335	71	3705-BO-830-F
		MO	7W/ft	Frosted	554	79	3705-MO-830-F
		HO	9.4W/ft	Frosted	701	81	3705-HO-830-F
		VO	10.5W/ft	Frosted	805	76	3705-VO-830-F

*USE MULTIPLIER TABLE FOR OTHER CCT AND CRI OUTPUT DATA

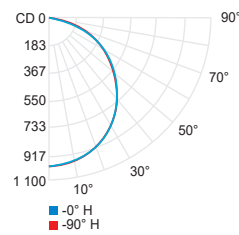
BO Frosted (3000K, 85CRI)



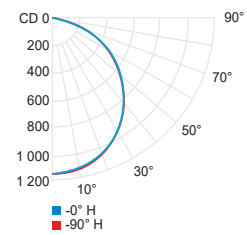
MO Frosted (3000K, 85CRI)



HO Frosted (3000K, 85CRI)



VO Frosted (3000K, 85CRI)



CCT options	3000K	3500K	4000K
CRI options	85CRI	85CRI	85CRI
Multiplier	1	1.04	1.06