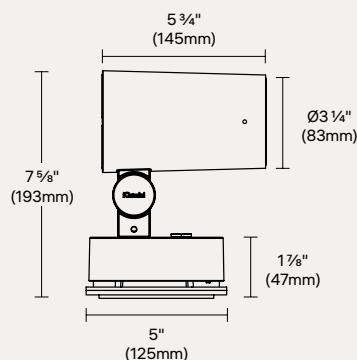


PALCO INOUT 3

Projector - Integral

Project: _____

Type: _____



Palco InOut is a family of outdoor projector for architectural and landscape lighting applications. Engineered for extreme conditions Palco performs in all climates and in all environments. Palco is equipped with proprietary high performance optics that deliver an extensive choice of light distributions.

PHOTOMETRIC SUMMARY

Output	Optic	Lumens (lm)	Efficacy (lm/W)	Max Candela (cd)
BO	SP - 15°	1 242	103	8 380
BO	MD - 25°	1 312	109	5 770
BO	WF - 41°	1 422	118	3 335
BO	VWF - 78°	1 512	126	1 122

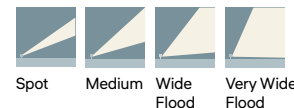
For 3000K, 80CRI. Consult [page 7](#) for full photometric data.

FINISH OPTIONS



Consult factory for custom finishes

OPTIC OPTIONS



FEATURES

- Pole specification [page 2](#)
- Vertical or horizontal surface [page 3](#)
- 0-10V dimming down to 10%
- Additional sizing available with integral driver:
[4 \(Ø4 1/16"\)](#), [5 \(Ø5 3/8"\)](#) & [6 \(Ø6 1/8"\)](#)
- Additional sizing available with remote driver:
[1 \(Ø1 3/16"\)](#), [2 \(Ø2"\)](#) & [3 \(Ø3 1/4"\)](#)
- Consult factory for further customization
- Full specification available [page 5](#)



ORDERING INFO

PRODUCT CODE

EXAMPLE: IPLCIO-S-BO-830-MD-UNV-01-D10

MODEL	SIZE	OUTPUT ¹	LED	OPTIC	VOLTAGE	FINISH	DIMMING ²
IPLCIO Palco InOut	S Palco InOut 3 Ø3 1/4" (83 mm)	BO Base Output (14W)	827 2700K, 80CRI	SP Spot 15°	UNV 120-277V	01 White	D10 0-10V (down to 10%)
			830 3000K, 80CRI	MD Medium 25°		02 Black	
			840 4000K, 80 CRI	WF Wide Flood 41°		15 Gray	
				VWF Very Wide Flood 78°		F5 Rust Brown	
						RAL# ³ Custom RAL	

¹ See [page 5](#) for operating temperatures.

² The dimming levels will vary depending on the dimmer used and the number of luminaires on the line.

³ Additional fees may apply for custom finish. Contact factory for details.

ACCESSORIES

To be ordered separately.

CONNECTION ACCESSORY CODE

EXAMPLE: IX564

CONNECTION ACCESSORIES

More information available on [page 3](#).

IX564
Male connector

IX565
Female connector

IX567
Distributor block, (1x
male in / 2x female out)

OPTIC ACCESSORY CODE

EXAMPLE: IBZ77-01 + IX261 + IX249

OPTIC ACCESSORIES

Available optic accessories are available on [page 4](#).

PALCO INOUT 3

Projector - Integral

Project: _____
Type: _____

POLE SPECIFICATION

To be ordered separately.
For installation consult instruction sheet.

POLE SPECIFICATION

iGuzzini Pole

Diameter Ø4" (Ø 102mm)
Shape Round
Model Straight
Installation Anchor bolts
Access Door Included

Supplied by other

Pole provided by another manufacturer

Height

ft

Finish

01 - White RAL9016*

02 - Black RAL9005*

Material

Aluminum

15 - Gray RAL9007*

F5 - Rust Brown RAL8017*

Galvanized Steel

RAL# Enter custom RAL

* We provide RAL numbers that are similar, but we cannot guarantee an exact color match. For a more accurate color and gloss match, please contact customer service for a sample chip.

POLE-MOUNTED ACCESSORIES

To be ordered separately.
For installation, consult instruction sheet.
Pole Ø: 4" (102mm).



Palco InOut 3 (S)
EPA 0.32ft² (0.03m²)

To have the total EPA, add all the EPA values for each items in the composition.

FINISH

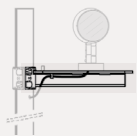
01
White

02
Black

15
Gray

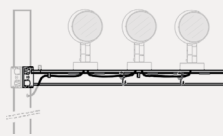
F5
Rust Brown

POLE INSTALLATION WITH ARMS



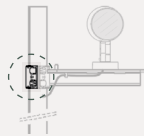
IX568
Arm for 1 floodlight

Length 19 ¼" (488mm)
Weight 11.11lb (5.04kg)
EPA 0.33ft² (0.031m²)



IX570
Arm for 2/3 floodlights

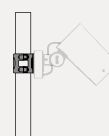
Length 37 ¼" (946mm)
Weight 18.14lb (8.23kg)
EPA 0.64ft² (0.060m²)



I6161
Counter Flange

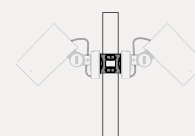
Weight 4.76lb (2.16kg)
EPA 0.064ft² (0.006m²)

POLE INSTALLATION WITH FLANGES



IX417
Flange for 1 floodlight

Weight 3.52lb (1.60kg)
EPA 0.22ft² (0.020m²)




IX419
Flange for 2 floodlights

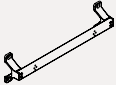
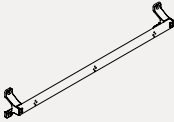
Weight 3.75lb (1.7kg)
EPA 0.23ft² (0.021m²)

Project: _____
Type: _____

MULTI SUPPORT & SPIKE



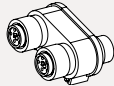
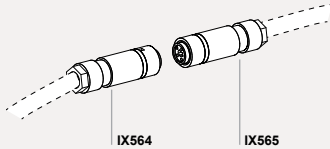
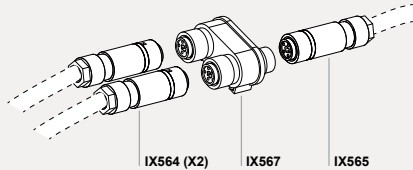
To be ordered separately.
For installation, consult instruction sheet.

FINISH				SPIKE FOR GROUND / GARDEN APPLICATIONS	
01 White	02 Black	15 Gray	F5 Rust Brown		
				IX272 Fixed Spike Length 14" (355mm)	

MULTI SUPPORT	
	
I6014 For 2 floodlights Dimensions 37 7/8 x 9 1/4 x 5 1/2" (962 x 236 x 141mm)	I6015 For 3 floodlights Dimensions 61 1/4 x 9 1/4 x 5 1/2" (1560 x 236 x 141mm)

CONNECTION ACCESSORIES

To be ordered separately.
For available configurations and details on installation, consult the instruction sheet.

WATERPROOF IP68 FIELD CONNECTOR			SINGLE CONNECTION
For Ø 0.25"- 0.5" (7.1-13mm) cable, 5 poles 16-22 AWG conductors No finish option available.			
			
IX564 Male connector, 250/400V.	IX565 Female connector, 250/400V.	IX567 Distributor block, 250/400V. (1x male in / 2x female out)	
For multiple connection, order 2 male connectors			

OPTICAL ACCESSORIES


To be ordered separately.

OPTICAL ACCESSORY CODE


EXAMPLE: IX245-01 + IX261 + IX249

OPTICAL ACCESSORIES - WITH SUPPORT FRAME


REQUIRED SUPPORT FRAME




IX245-01
Support Frame
Color White



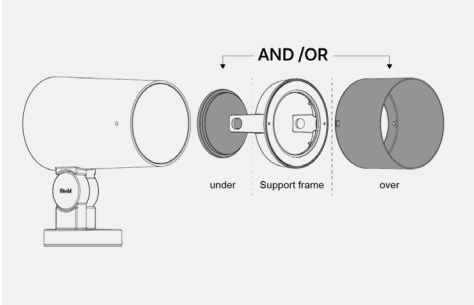
IX245-02
Support Frame
Color Black




IX245-15
Support Frame
Color Gray




IX245-F5
Support Frame
Color Rust Brown




UNDER SUPPORT FRAME OPTICAL ACCESSORIES (1X MAX)



IX261
Refractor for Elliptical Distribution




IX265
Diffuser Glass




IX257
Honeycomb Louver


OVER SUPPORT FRAME OPTICAL ACCESSORIES (1X MAX)



IX267¹
Blade Louver
Color Black



IX249
Short Snoot
Color Black
Length 2 1/2" (64mm)




IX253
45° Short Snoot
Color Black
Length 3 5/8" (90mm)


1 Cannot be combined with Diffuser Glass

OPTICAL ACCESSORIES - STAND-ALONE

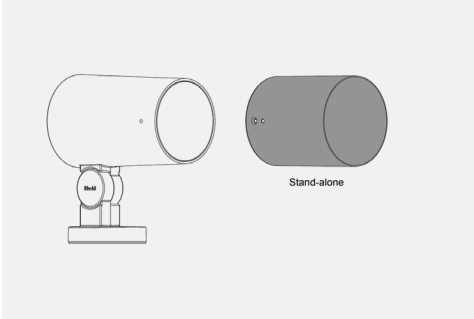
STAND-ALONE ACCESSORIES



IX541
Long Snoot
Color Black
Length 4 1/4" (106mm)



IX535
45° Long Snoot
Color Black
Length 5 3/8" (137mm)



PALCO INOUT 3**Projector - Integral**

Project: _____

Type: _____

SPECIFICATIONS**LUMEN MAINTENANCE**

80% of initial lumens at 68 000 hours (L80 B10) T77°F (25°C)
 80% of initial lumens at 78 000 hours (L80 B10) T104°F (40°C)

MATERIAL

Optical body: Die-cast aluminum;
Arm and accessory holder ring: Die-cast aluminum;
Driver housing: Die-cast aluminum;
Reflector: Metalized thermoplastic;
Optic diffuser: PMMA (polymethyl methacrylate);
Protective screen: 3/16" (4mm) thick extra-clear sodium-calcium closure glass.

MOUNTING

Vertical or horizontal surface mount ([page 3](#)) on 4" octagonal junction box or pole mount ([page 2](#)). Supplied with adaptor plate for 4" octagonal junction box and 6 inch (160mm) of power cable.

ADJUSTMENT

Double adjustable allows a 330° rotation about the vertical,
 Adjustable 91°/41° from horizontal line.

ELECTRICAL

Integral high efficiency dimmable LED driver, rated at 50 000 hours.
 120V/277V.

DIMMING

0-10V (120-277V), down to 10%.

FINISH

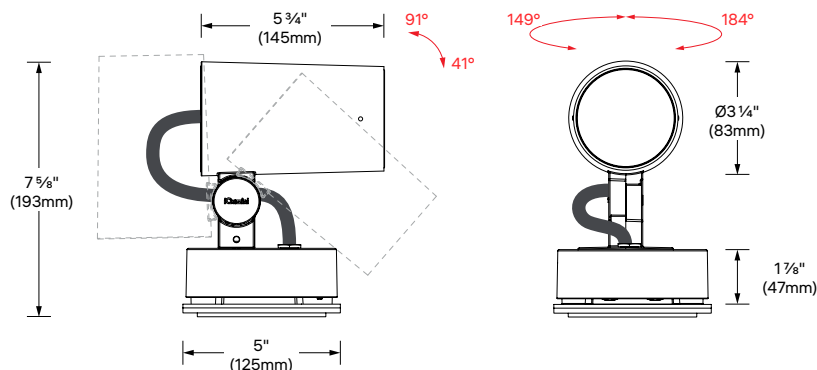
Black (RAL9005), Gray (RAL9007), Rust Brown (RAL8017), and White (RAL9016) painted with a high level of weather and UV resistance. The semi-gloss finish coating is electrostatically applied durable acrylic enamel baked at high temperatures for superior color retentive finish. We provide RAL numbers that are similar, but we cannot guarantee an exact color match. For a more accurate color and gloss match, please contact customer service for a sample chip.

OPERATING TEMPERATURE

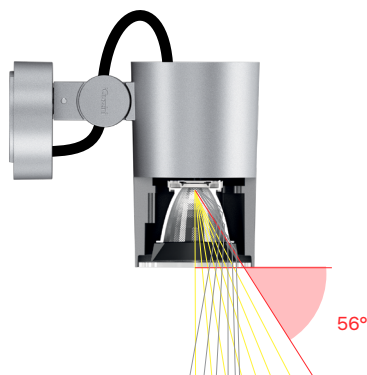
BO: -30°C to 50°C (-22°F to 122°F)

WEIGHT

4.19lb (1.9kg)

DIMENSIONS**VISUAL COMFORT**

Palco InOut spotlights have a very high shielding angle that ensures visual comfort in spatial terms whatever their orientation.




PALCO INOUT 3 Projector - Integral

Project: _____
Type: _____


PROFESSIONAL OPTICS

10 total optics combinations with Elliptical Distribution Refractor and Diffuser Glass accessories.


Primary Optics



With Elliptical Distribution Refractor



With Diffuser Glass



PROFESSIONAL ACCESSORIES

UNDER SUPPORT FRAME ACCESSORIES (Choose only one)



+



Refractor for
Elliptical
Distribution



Diffuser
Glass



Honeycomb
Louver

+



Mandatory
Accessory
Support Frame

+


OVER SUPPORT FRAME ACCESSORIES (Choose only one)



Blade
Louver



Short
Snoot



45° Short
Snoot

FAMILY OVERVIEW

Line voltage version with integral LED driver



S - PALCO INOUT 3
Ø3 1/4" (83mm)



Spot Medium



Wide
Flood Very Wide
Flood



M - PALCO INOUT 4
Ø4 3/4" (119mm)



Spot Medium



Wide
Flood Very Wide
Flood



L - PALCO INOUT 5
Ø5 3/8" (137mm)



Spot Medium Flood



Wide
Flood Very Wide
Flood



X - PALCO INOUT 6
Ø6" (153mm)



Medium Flood

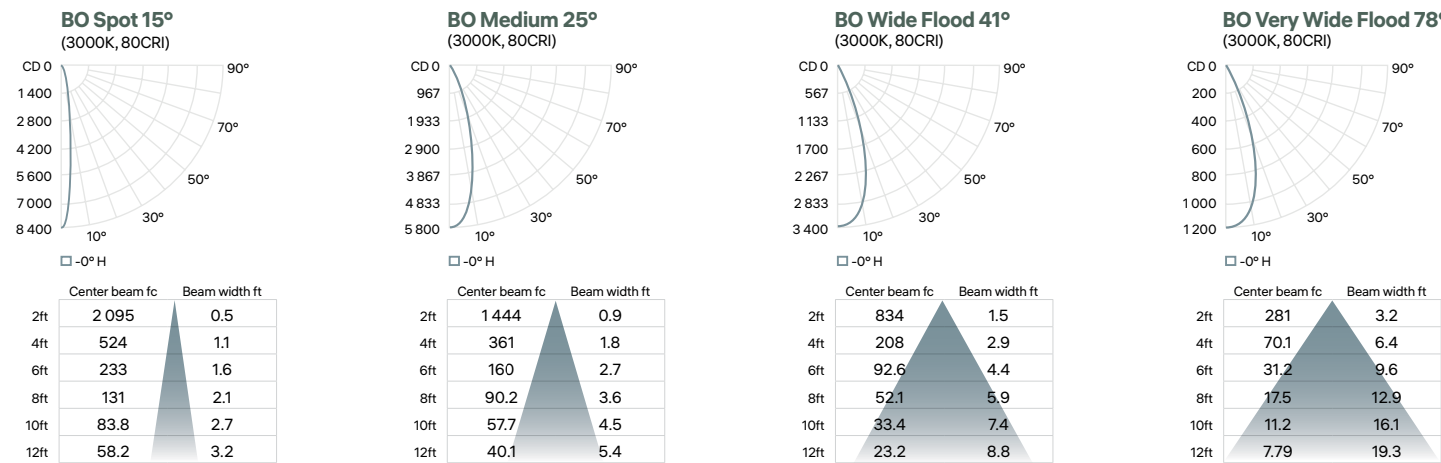


Wide
Flood Very Wide
Flood

PHOTOMETRIC DATA

CCT (K)	CRI	OUTPUT	POWER (W)	OPTIC	LUMENS (lm)	EFFICACY (lm/W)	MAX CANDELA (cd)	MODELS
3000	80	BO	14	Spot 15°	1 242	103	8 380	IPLCIO-S-BO-830-SP
				Medium 25°	1 312	109	5 770	IPLCIO-S-BO-830-MD
				Wide flood 41°	1 422	118	3 335	IPLCIO-S-BO-830-WF
				Very wide flood 78°	1 512	126	1 122	IPLCIO-S-BO-830-VWF

Use multiplier table for other CCT and CRI output data. Efficacy based on IESNA LM-79 test reports. Visit iguzzini.com/us for complete photometric data.



CCT options	2700K	3000K	4000K
CRI options	80CRI	80CRI	80CRI
Multiplier	0.97	1	1.03