

Slim profile recessed luminaire available with direct illuminations. Frosted or microprismatic white PMMA diffuser provides a uniform distribution. Available as single modules or continuous runs with a wide distribution suitable for general lighting.

Luminaire characteristics:

Power input: 5.6W/ft, 8.3W/ft or 11.2W/ft
Lumens: 439lm/ft to 1026lm/ft (3000K, 90CRI)
Luminaire efficacy: Up to 95lm/W


source:	High efficiency Osram LED (LM-80) 3000K: 90CRI, 3500K: 90CRI, 4000K: 90CRI.
Lumen maintenance:	90% of initial lumens at 90 000 hours (L90) (LM-79).
Optics:	General light frosted and microprismatic.
Material:	Body: Extruded aluminum profile with die-cast end caps. Diffuser: PMMA Mounting: Steel brackets
Mounting:	Recessed installation using included brackets. Suitable for insulated ceilings. Maximum ceiling thickness of 1"(25mm).
Electrical:	Integral high efficiency LED driver, rated 50 000 hours, 120-277V.
Dimming:	0-10V (120-277V) down to 1% or leading (TRIAC) and trailing edge (ELV) (120V only) down to 5%.
Finish:	Available in white RAL9010 or black RAL9004. Gray RAL9006 available on request.
Weight:	1.43 lbs/ft (0.65 kg/ft)
Warranty:	5 year limited warranty.
Ratings:	IP20
Certification:	cULus listed for damp location. Interior use only.



MADE IN CANADA.

FAMILY OVERVIEW

Linear small family offers a wide range of mounting and optic options for multiple applications



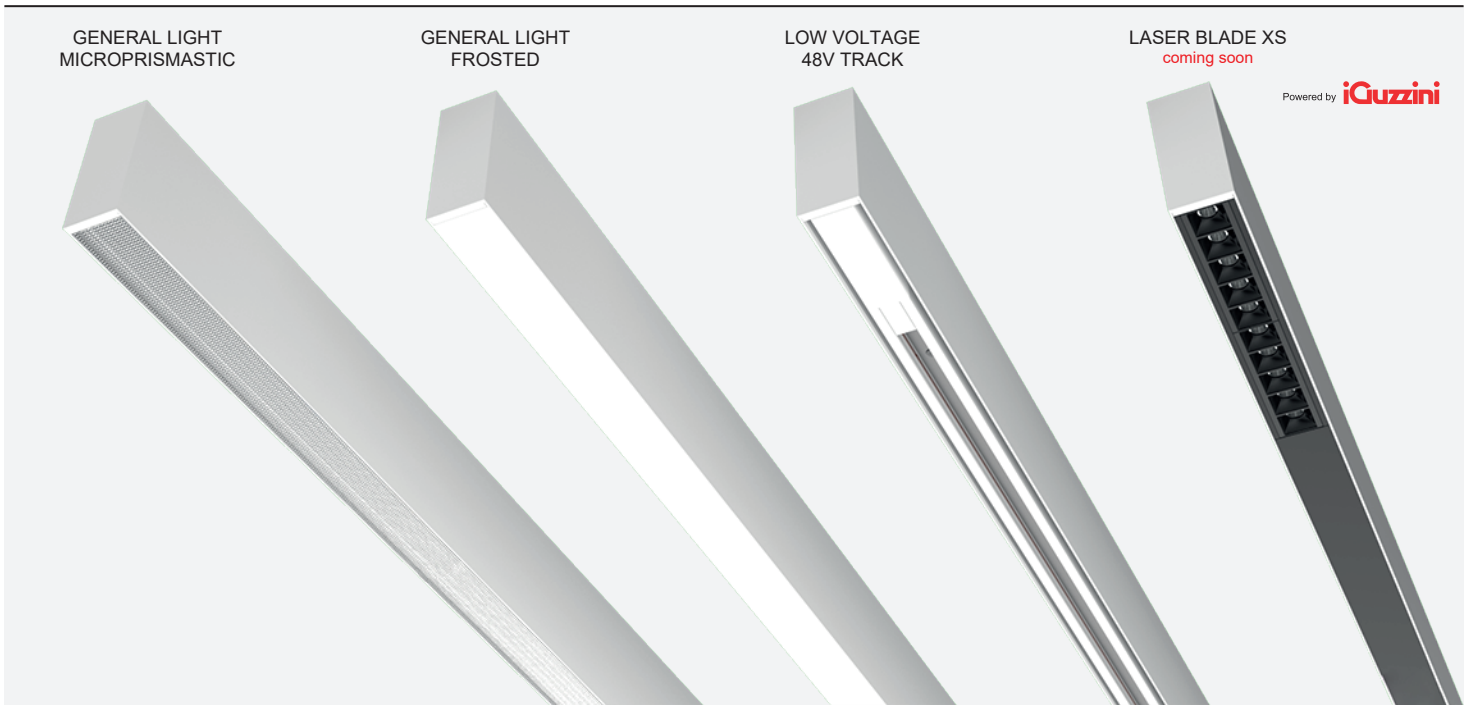
GENERAL LIGHT
MICROPRISMATIC

GENERAL LIGHT
FROSTED

LOW VOLTAGE
48V TRACK

LASER BLADE XS
coming soon


Powered by **iGuzzini**



PRODUCT FEATURES

PROPRIETARY LED PLATFORM

Superior thermal management for reliable color consistency and optimized output performance.




PROFESSIONAL GRADE OPTICS

PMMA premium quality optics designed for visual comfort and performance.




SOPHISTICATED SLIM PROFILE

Minimalist slim shape for subtle integration with architecture.



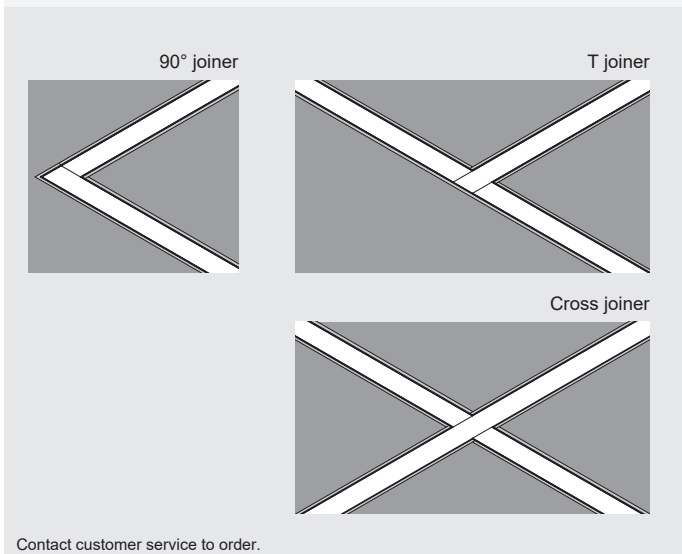
SIZE COMPARISON

Smaller form factor with no compromise on the performance.

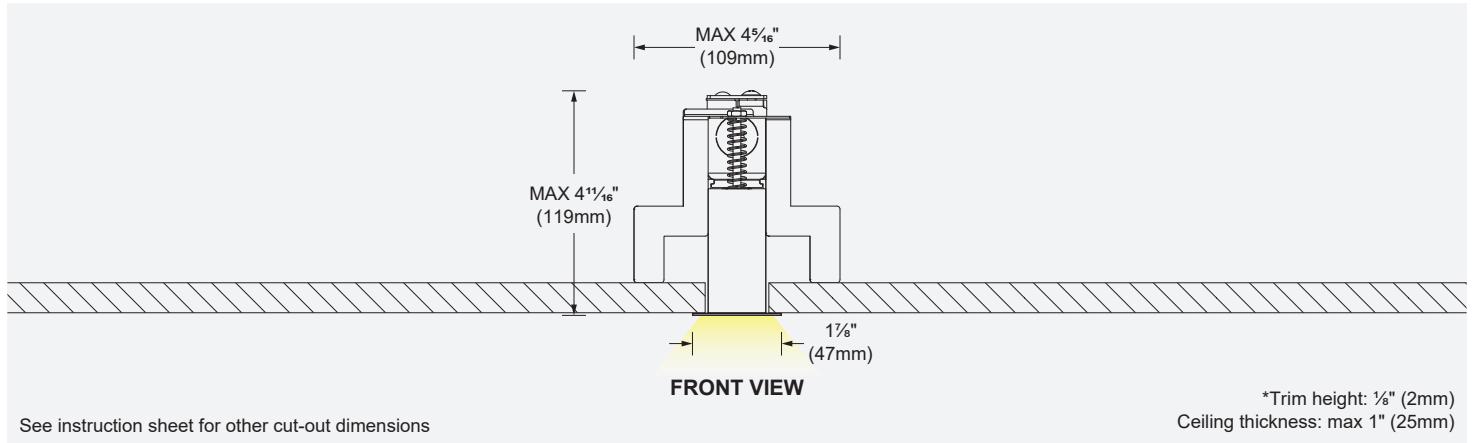


ILLUMINATED MECHANICAL JOINERS


Provides a continuous light without "dead zones" in between units.



DIMENSIONS



LENGTHS



Longer lengths available. See ordering info p.4.

LED COLOR FIDELITY DATA

CCT	R1	R2	R3	R4	R5	R6	R7	R8	R9	R10	R11	R12	R13	R14	R15	Rf	Rg	Melanopic ratio
3000K	91	94	96	91	91	93	92	80	54	86	91	83	92	97	87	91	100	0.535
3500K	95	96	95	94	94	94	94	87	67	88	95	80	95	96	92	92	101	0.641
4000K	92	100	94	94	91	94	93	91	77	84	93	71	94	95	93	92	100	0.716

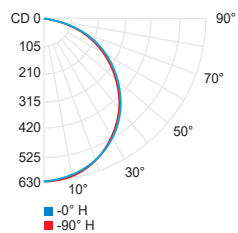
PHOTOMETRIC DATA

Visit sistemalux.com for complete photometric data.

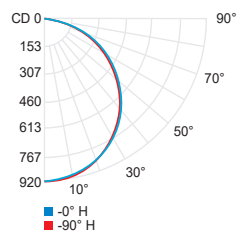
CCT (K)	CRI	OUTPUT	LOAD (W / ft)	OPTIC	LUMENS (lm / ft)	EFFICACY (lm / W)	MODELS
3000K	90	BO	5.6W/ft	Frosted	439	78	3400-BO-930-F
				Microprismatic	537	95	3400-BO-930-M
		MO	8.3W/ft	Frosted	641	77	3400-MO-930-F
				Microprismatic	785	94	3400-MO-930-M
		HO	11.2W/ft	Frosted	831	74	3400-HO-930-F
				Microprismatic	1 026	91	3400-HO-930-M

*USE MULTIPLIER TABLE FOR OTHER CCT AND CRI OUTPUT DATA

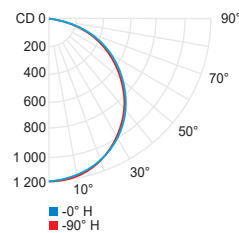
BO Frosted (3000K, 90CRI)



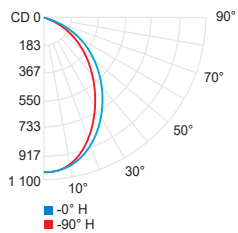
MO Frosted (3000K, 90CRI)



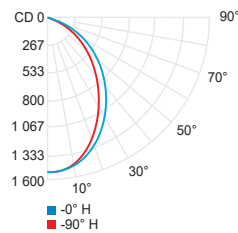
HO Frosted (3000K, 90CRI)



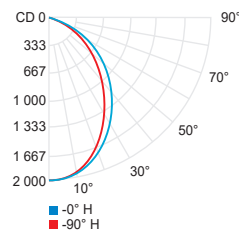
BO Microprismatic (3000K, 90CRI)



MO Microprismatic (3000K, 90CRI)



HO Microprismatic (3000K, 90CRI)



CCT options	3000K	3500K	4000K
CRI options	90CRI	90CRI	90CRI
Multiplier	1	1.03	1.06

ORDERING INFO

3402 - -
FIXTURE

MODEL

3402 - Trim

LENGTH

_____ 2' to 100'

OUTPUT

BO - Base output **MO** - Medium output **HO** - High output

LED

930 - 3000K, 90CRI **935** - 3500K, 90CRI **940** - 4000K, 90CRI

OPTIC

F - Frosted **M** - Microprismatic

VOLTAGE

120 - 120V **UNV** - 120-277V

FINISH⁽¹⁾

01 - White **02** - Black

DIMMING

D01 - 0-10V (down to 1%) **LTE** - Leading and trailing edge
(120V only) (down to 5%)

⁽¹⁾ Gray finish available on request, contact customer service for more information.