



Collection of bollards for exterior commercial and institutional applications. Exceptional European build quality with high corrosion resistant finish. Robust marine grade die-cast aluminum construction with stainless steel fasteners and factory sealed micro-prismatic glass diffuser.

Luminaire characteristics:

Power input: 16.5W to 34.4W
Lumens: 281lm to 759lm (for 3000K, 90CRI)
Luminaire efficacy: Up to 22lm/W

Source: LED module (LM-80 tested)
2700K: 90CRI,
3000K: 90CRI,
4000K: 90CRI.

Lumen maintenance: 80% of initial lumens at 70 000 hours(L80)(LM-79)

Optics: Accent light.

Material: Body: Die-cast aluminum
Reflector: 99.98% pure anodized aluminum
Diffuser: 4mm thick acid etched tempered glass
Hardware: Stainless steel screws and silicone gaskets.

Mounting: Install with flange accessory or fasten to ground.

Electrical: Integral high efficiency electronic remote LED driver, rated at 50 000 hours, 120-277V.

Dimming: 0-10V (120-277V), down to 15%.

Finish: Aluminum gray.

Weight: 7.3 to 30.2lbs (3.3 to 13.7kg)

Warranty: 5 year limited warranty.

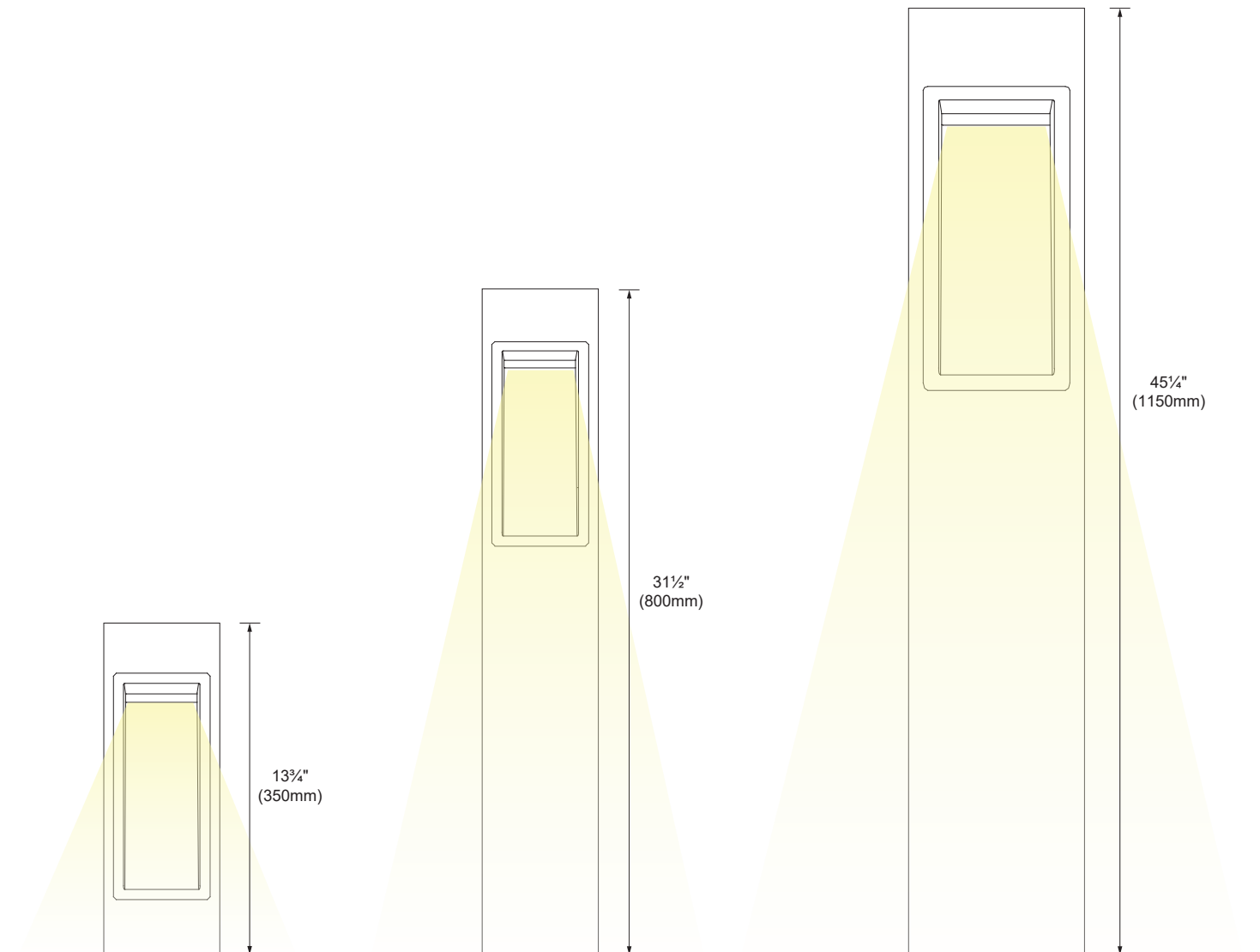

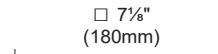
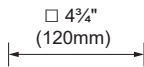
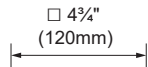
Ratings: IP65, IK06

Certification:  cULus listed for wet location

DIMENSIONS

Mini Blinker Bollard S6050	Mini Blinker Bollard S6090	Mega Blinker Bollard S6040
-------------------------------	-------------------------------	-------------------------------

TOP VIEW




FRONT VIEW

PHOTOMETRIC DATA

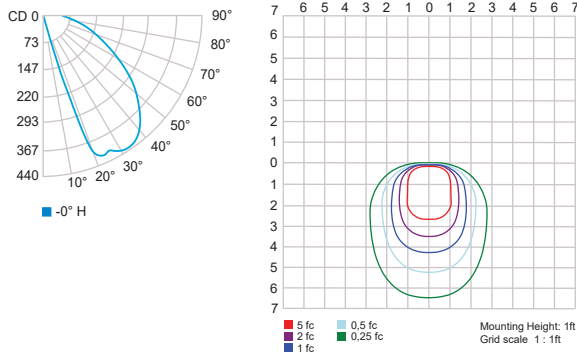
Visit sistemalux.com for complete photometric data.

S6050

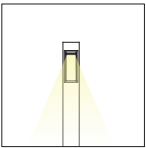


CCT (K)	CRI	LOAD (W)	OPTIC	LUMENS (lm)	EFFICACY (lm / W)	MAX CANDELA (cd)	MODELS
3000K	90	16.5W	Accent light	281	17	437	S6050W

3000K - 90 CRI - Accent light

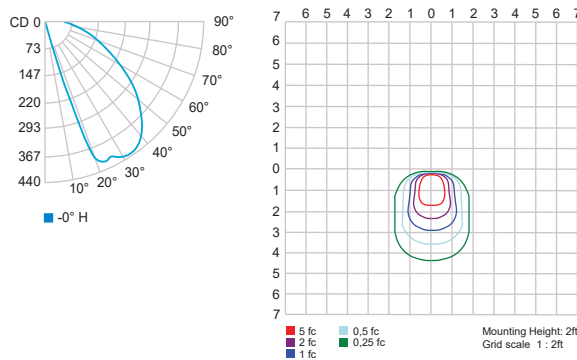


S6090



CCT (K)	CRI	LOAD (W)	OPTIC	LUMENS (lm)	EFFICACY (lm / W)	MAX CANDELA (cd)	MODELS
3000K	90	16.5W	Accent light	281	17	437	S6090W

3000K - 90 CRI - Accent light

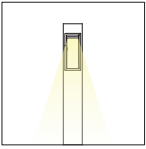


CCT options	2700K	3000K	4000K
CRI options	90CRI	90CRI	90CRI
Multiplier	0.94	1	1.07

PHOTOMETRIC DATA

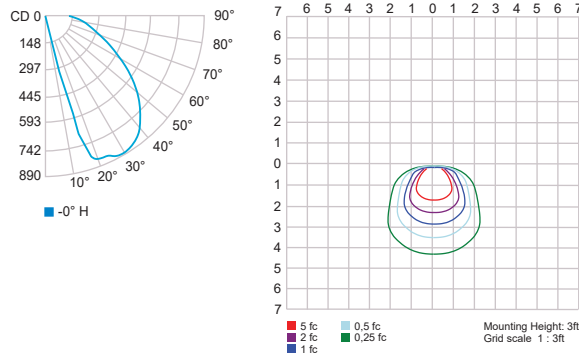
Visit sistimalux.com for complete photometric data.

S6040



CCT (K)	CRI	LOAD (W)	OPTIC	LUMENS (lm)	EFFICACY (lm / W)	MAX CANDELA (cd)	MODELS
3000K	90	34.4W	Accent light	759	22	882	S6040W

3000K - 90 CRI - Accent light



CCT options	2700K	3000K	4000K
CRI options	90CRI	90CRI	90CRI
Multiplier	0.94	1	1.09

MOUNTING (TO BE ORDERED SEPARATELY)

- S5310** - Flange with stainless steel screws for Mega Blinker Bollard (S6040)
Ø 7" x H: 9½"
(Ø178mm x 241mm)
(To be installed in concrete)



- S6309** - Flange with stainless steel screws for Mini Blinker Bollard (S6050/90)
Ø 4¾" x H: 6½"
(Ø 118mm x H: 165mm)
(To be installed in concrete)



ORDERING INFO

- UNV - - D10

FIXTURE



MODELS

S6040 - Megablinker, 1150mm

S6050 - Miniblinker, 350mm

S6090 - Miniblinker, 800mm

LED

H - 2700K, 90CRI

W - 3000K, 90CRI

N - 4000K, 90CRI

ELECTRICAL

UNV - 120-277V

FINISH

14 - Aluminum gray

DIMMING

D10 - 0-10V