



Ideal for application in exhibition spaces, retail, hospitality and residences. The Palco is supplied with metal gobos for round shapes. Also including metal flaps that can be adjusted from the inside of the product to regulate and shape the light beam into squares or rectangles. Accessories also available like an iris that can be adjusted from 8mm to 40mm and chemically cut customised metal gobos.

Luminaire characteristic:	Power input: 32W Lumens: Up to 1275lm (for 3000K, 97CRI) Luminaire efficacy: 39lm/W
Source:	LED module (LM-80 tested) 3000K : 97CRI,
Lumen maintenance:	LM79 tested, 80% of initial lumens at 50 000 hours (L80).
Optic:	Adjustable optic using included metal gobos and flaps or optical accessories. See page 4 for details. 360° vertical (pan), and 90° horizontal (tilt) pivoting axes with locking screws.
Material:	Body: Die-cast aluminum
Mounting:	Track adaptor with circuit selector for two circuit tracks. Also compatible with TEK or HTEK from Nordic Aluminum
Electrical:	Integral high efficiency electronic driver, rated at 50 000 hours 120V / 277V.
Dimming:	Contact factory for dimming options. Special product with potentiometer, for luminaire brightness control, is available upon request.
Finish:	White RAL9010, Black.
Weight:	9.7lb (4.4kg)
Warranty:	5 year limited warranty.
Rating:	IP20
Certification:	cULus listed for dry location.



ORDERING INFO

IPLCM - 030 - FR - -
FIXTURE



MODEL

☒ **PLCM** - Palco medium

LED

☒ **030** - 3000K, CRI 97

OPTIC

☒ **FR** - Framer

VOLTAGE

☐ **120** - 120V

☐ **277** - 277V

FINISH

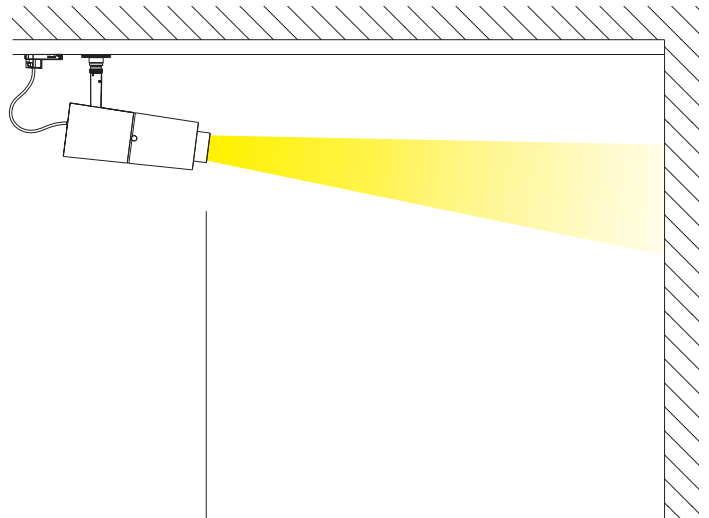
☐ **01** - White

☐ **02** - Black

OPTICAL ACCESSORY
(TO BE ORDERED SEPARATELY)

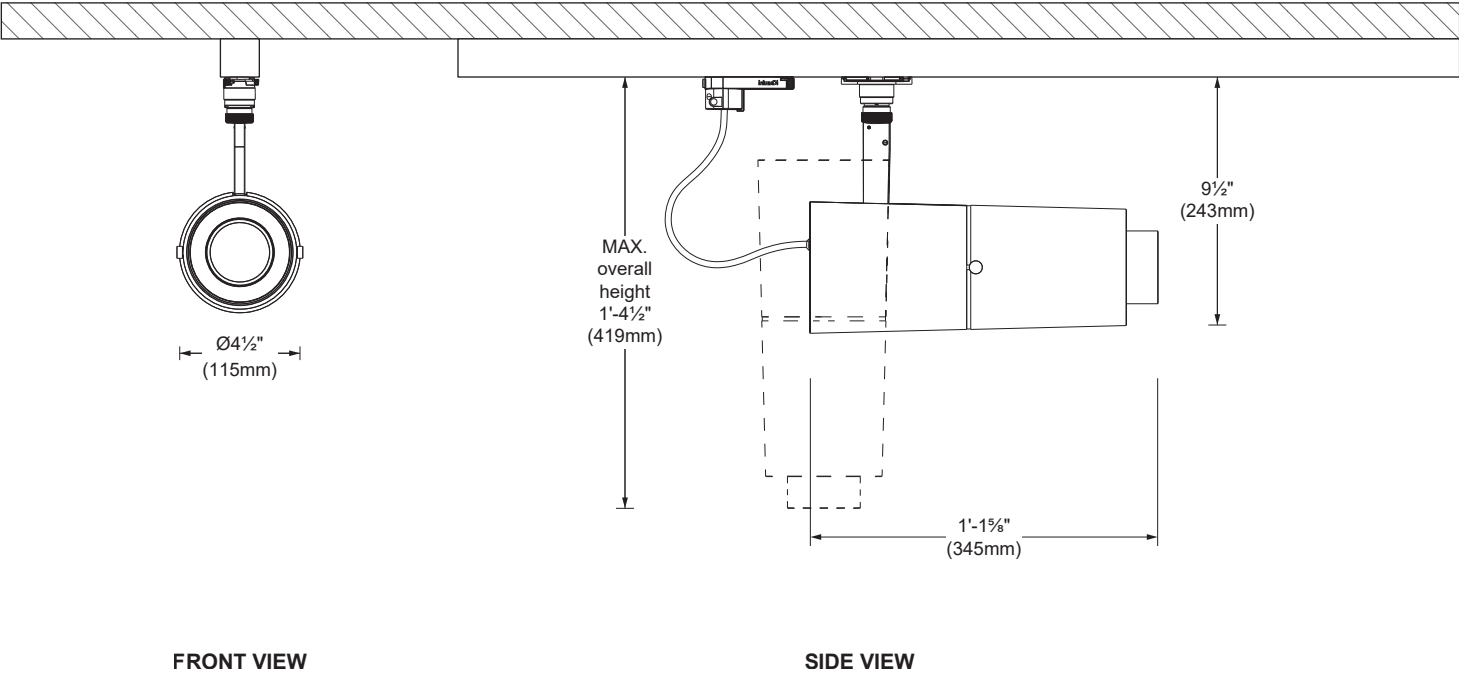
*for installation consult the instruction sheet

☐ **IMXQ1-00** - Support complete with
iris



← The product with accessories must be mounted
at a minimum distance of 6'-6¾" (2m) →

DIMENSION



LED COLOR FIDELITY DATA

CCT	R1	R2	R3	R4	R5	R6	R7	R8	R9	R10	R11	R12	R13	R14	R15	Rf	Rg	Melanopic ratio
3000K	99	98	95	98	98	97	98	97	90	93	97	84	99	96	-	95	101	0.563

PHOTOMETRIC DATA



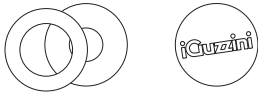
Visit iguzzini.com/us for complete photometric data.

LOAD (W)	CCT (K)	CRI	OPTIC	LUMENS (lm)	EFFICACY (lm / w)	MAX CANDELA (cd)	MODEL
32W	3000K	97	Framer	1 275	39	9 730	IPLCM-030-FR-XXX-XX

STANDARD LIGHTING EFFECT


Metal gobo

Supplied with 2 circular Gobos.
(OD 67mm, IA 30 and 40mm)
Compatible with "M" size Gobo.
Custom Gobo available upon request.



Shaper

Integrated in the product,
for creating square or rectangular
shapes with variable sides.



ADDITIONAL LIGHTING EFFECT

Iris

Accessory required : I.MXQ1-00
(To be ordered separately)
Allows to vary the diameter of the beam
(8 - 40mm).

