

SISTEMALUX

PIVOT REMOTE
Multi-Adjustable Spotlight

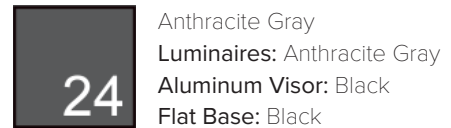


PIVOT REMOTE


With its long and thin shape, Pivot stands as a light and flexible tool at the service of any scene to be illuminated. Pivot is a family of unconventional spotlights available in three different sizes, designed to be completely adjustable on three axes, allowing you to direct its beam at any point in the space. This remote version spotlight boasts extreme versatility, offering four different light distributions that can be achieved by using interchangeable optical filters. These filters can be changed on-site while maintaining the IP rating of the spotlight.

Pivot can be installed on walls, ground, soil, or pole-mounted, providing even greater flexibility for various lighting applications.

Standard Colour:



Premium luminaire colors available:



Visor and Flat Base stays black



IP66

IK07







2 | PIVOT

Ground Installation






BODY

The Pivot luminaire features a cylindrical lighting body containing the LED source.

By default, Pivot provides a 32° Flood beam.



FRONTAL VISOR

A separate, specially designed black frontal visor houses the cowl for each LED, ensuring glare-free beams and perfectly contoured light projections.

INTERCHANGEABLE FILTERS

Thanks to various filters, Pivot can deliver up to four light distributions. These filters can be changed on-site while maintaining the IP rating of the spotlight.

PIVOT, THE SYNTHESIS OF DESIGN AND PERFORMANCE

Pivot can switch from the default 32° Flood beam to a 10° Spot beam for aiming at distant elements, a 60° Wide Flood beam for illuminating large subjects, and an Elliptical beam (10° x 60°) for lighting thin elements.



10° Filter



32° Standard Optic



60° Filter



10° x 60° Filter

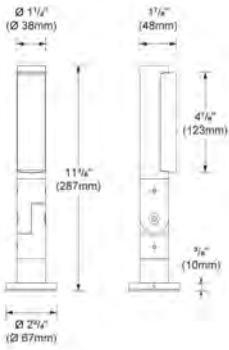


PIVOT REMOTE

Scan the QR code to access the latest spec sheet for detailed technical information and specifications about Pivot.

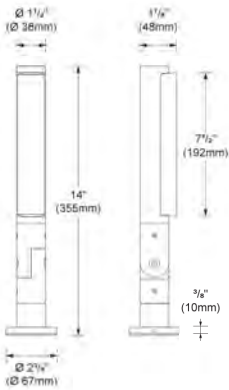
Small - 4LEDs

S1751



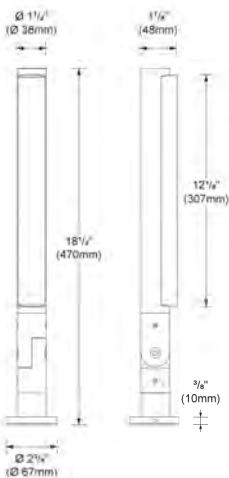
Medium - 7LEDs

S1761




Large - 12LEDs

S1771







POLE MOUNTED

Pivot Remote can be installed on standard poles ($\text{Ø}2\frac{3}{8}$ " ($\text{Ø}60\text{mm}$) & $\text{Ø}3$ " ($\text{Ø}76\text{mm}$)) using the pole adaptor.





SISTEMALUX

514-523-1339 | www.sistemalux.com

First Edition | September 9, 2024

Head Office

9320 boul. Saint-Laurent
Suite 100
Montreal, QC H2N 1N7
514-523-1339

Toronto Office

179 John St,
Suite 101
Toronto, ON M5T 1X4
416-408-3995

Vancouver Office

827 Powell St
Vancouver, BC V6A 1H7
604 329 3786

U.S. Office

105 Madison Avenue
Suite 305
New York City, NY 10016
212-481-8188