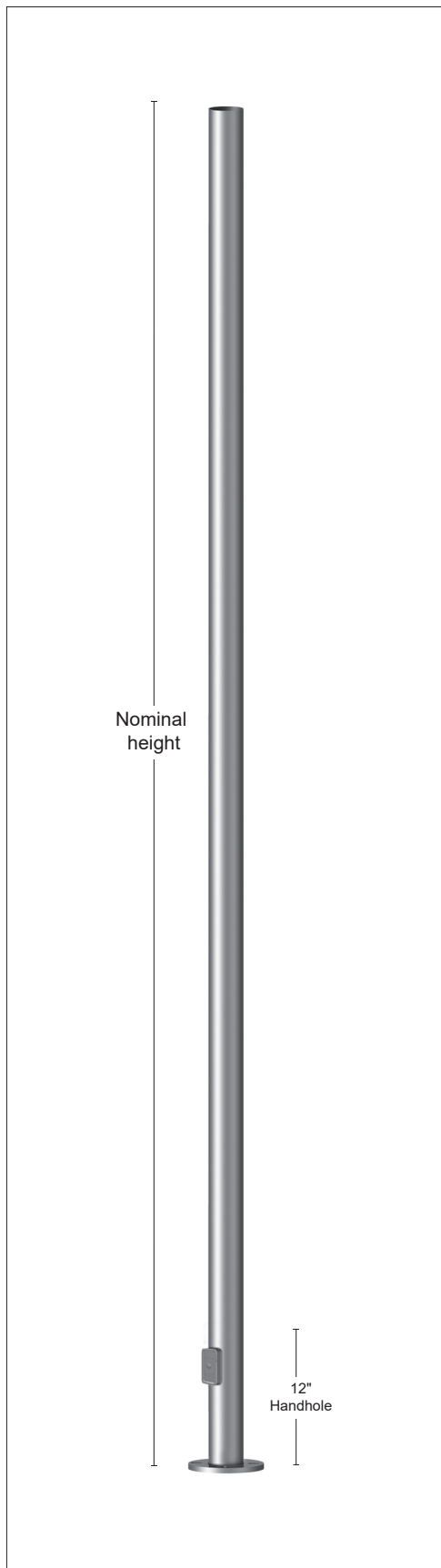


Round straight poles are available in aluminum or steel with 2 diameters and Sistemalux finishes.



Pole characteristics:

Diameter:	Ø3 in and Ø4 in available.						
Material:	6000 series alloy extruded aluminum seamless or hot rolled welded steel tubing with minimum yield strength of 42 KSI.						
Handhole:	A covered handhole with hardware and grounding provision are provided.						
Base cover:	Choice of standard base cover or optional dart cover.						
Anchors and bolts:	Anchor and bolts conform to ASTM F1554 Grade 55 and are provided with 2 hex nuts and 2 flat washers. Bolts have an "L" bend on one end and are galvanised a minimum of 12 in on the threaded end.						
Finish:	01 White (RAL9016), 07 Green (RAL6028), 09 Black (RAL9005), 14 Aluminum gray (RAL9006), 20 Burnished bronze (RAL8019), 24 Anthracite gray (RAL9007) urethane polyester powder painted. The durable color are chemical, corrosion and abrasion resistant in the appropriate surroundings. For a more accurate color and gloss match or other finishes options, please contact factory.						
<i>Standard finish</i>							
<table border="1"> <tr> <td>01S</td> <td>07S</td> <td>09S</td> </tr> <tr> <td>14S</td> <td>24S</td> <td>20S</td> </tr> </table>	01S	07S	09S	14S	24S	20S	
01S	07S	09S					
14S	24S	20S					
Weight:	Steel pole, see table page 4 Aluminum pole, see table page 4						
EPA:	Steel pole, see table page 4 Aluminum pole, see table page 4						
Warranty:	1 year limited warranty.						
Product compatibility:	Keen, Movit, Pivot, Poster, Slot						



Keen	Movit	Pivot	Poster	Slot
Keen	Movit square large	Pivot small	Poster	Slot single
Minikeen	Movit square	Pivot medium		Slot double
	Movit rectangular	Pivot large		

STEEL POLE ORDERING INFO



PRODUCT CODE						ANCHORS AND BOLTS CODE			
MODEL	DIMENSION	MATERIAL	PROFIL	WALL THK	HEIGHT	FIXTURE MOUNTING	BASE COVER	FINISH	QUANTITY
POLUS Straight pole for USA market only	3 Ø3 in	ST Steel	RD Round	T1 1/8 in (3mm)	10 10 ft	TN1¹ Tenon Ø3 in X 4.3 in	STC Standard two-piece ABS plastic base cover	01S White	A Quantity 1 to 5
					12 12 ft	PC Pole removable cap	DTC Dart round cast aluminum cover	07S Green	B Quantity 6 and more
					14 14 ft			09S Black	
					16 16 ft			14S Aluminum gray	
					18 18 ft			20S Burnished bronze	
20 20 ft	PL Plain open top	24S Anthracite gray							
POLCS Straight pole for CANADA market only (coming soon)	4 Ø4 in	<i>For steel galvanised contact factory.</i>							

1 Available with Ø4 in pole only

AB075173-3-ST-RD - Anchors and Bolts for Ø3 in steel pole

AB075173-4-ST-RD - Anchors and Bolts for Ø4 in steel pole

STEEL POLE DETAILS

HANDHOLE	BASE COVER	FIXTURE MOUNTING	BASE FLANGE & ANCHOR
<p>Ø3 in AND Ø4 in POLES</p> <p>2.5 in x 5 in swing latch handhole. ABS cover Color matches our poles</p>	<p>STC - Standard 2 pieces ABS plastic cover. Dimensions for Ø3 in and Ø4 in pole: Ø11.38 in x H 4.56 in</p> <p>DTC - Optional dart round cast aluminum cover Dimensions for Ø3 in and Ø4 in pole: Ø12.25 in x H 4.5 in</p>	<p>TN1¹- Tenon Ø3 in x h 4.3 in with wire entrance deburred hole</p> <p>PC - Plastic pole cap</p> <p>PL - Plain open top</p>	<p>Ø8 in +/- 1 in Bolt circle Ø10.5 in TOP VIEW 0.75 in Ø0.75 in 17 in 3 in</p>

ALUMINUM POLE ORDERING INFO









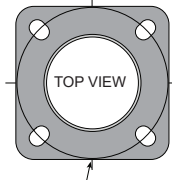
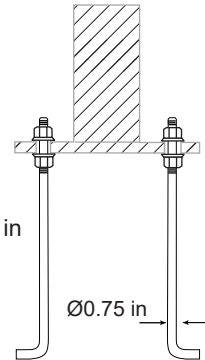


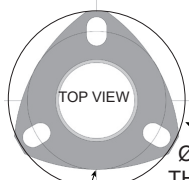
PRODUCT CODE						ANCHORS AND BOLTS CODE			
MODEL	DIMENSION	MATERIAL	PROFIL	WALL THK	HEIGHT	FIXTURE MOUNTING	BASE COVER	FINISH	QUANTITY
POLUS Straight pole for USA market only	3 Ø3 in	AL Aluminum	RD Round	T1 1/8 in (3mm)	08 8 ft	TN1¹ Tenon Ø3 in x H 4.3 in	STC Standard aluminum nut cover.	01S White	A Quantity 1 to 5
					10 10 ft	PC Pole removable cap	07S Green	B Quantity 6 and more	
					12 12 ft	PL Plain open top	09S Black		
					14 14 ft		14S Aluminum gray		
					16 16 ft		20S Burnished bronze		
POLCS Straight pole for CANADA market only (coming soon)	4 Ø4 in								

¹ Available with Ø4 in pole only

AB075173-3-AL-RD - Anchors and Bolts for Ø3 in aluminum pole

AB075173-4-AL-RD - Anchors and Bolts for Ø4 in aluminum pole

ALUMINUM POLE DETAILS

HANDHOLE	BASE COVER	FIXTURE MOUNTING	BASE FLANGE & ANCHOR	
<p>Ø4 in POLES</p>  <p>2 in x 4 in handhole</p>	 <p>STC - Standard aluminum nut cover Dimension: Ø2.83 in x H 2.88 in</p>  <p>DTC - Optional dart square cast aluminum cover Dimensions for Ø4 in pole: □14.5 in x H 7.25 in</p>	 <p>TN1¹ - Tenon Ø3 in x h 4.3 in with wire entrance deburred hole</p>  <p>PC - Plastic pole cap</p>  <p>PL - Plain open top</p>	 <p>TOP VIEW Bolt circle Ø7.5 in +/-0.75 in □8.91 in THK 0.63 in</p>	 <p>17 in Ø0.75 in 3 in</p>
<p>Ø3 in POLES</p>  <p>2 in x 4 in re-enforced handhole</p>	 <p>STC - Standard 2 pieces aluminum base cover. Dimensions for Ø3 in pole: Ø9.25 in x H 5.5 in</p>		 <p>TOP VIEW Bolt circle Ø6.25 in +/-0.75 in Ø9.25 in THK 0.5 in</p>	

EPA STEEL GUIDE

Mounting Height Length (ft)	Wall Thick. (in)	Structure weight (LB)	Bolt Circle		Anchor Bolt Dia. (in)	80 MPH (1.3 Gust)		90 MPH (1.3 Gust)		100 MPH (1.3 Gust)		110 MPH (1.3 Gust)	
			Dia. (in)	plus or minus (in)		Max EPA (ft ²)	Max Wgt (lb)	Max EPA (ft ²)	Max Wgt (lb)	Max EPA (ft ²)	Max Wgt (lb)	Max EPA (ft ²)	Max Wgt (lb)
Ø4"													
10	0,12	70	8	1	0,75	19,1	480	15	375	12,2	305	na	na
12	0,12	80	8	1	0,75	15	390	11,8	300	9,5	240	10	250
14	0,12	90	8	1	0,75	12,2	305	9,4	250	7,6	195	9	225
16	0,12	100	8	1	0,75	9,6	250	7,4	185	5,9	150	7	225
18	0,12	110	8	1	0,75	7,6	190	5,7	180	4,5	130	na	na
20	0,12	120	8	1	0,75	6	150	4,4	150	3,4	125	5,5	138
Ø3"													
10	0,12	55	8	1	0,75	10	250	7,7	190	6	175	na	na
12	0,12	60	8	1	0,75	7,7	195	5,8	145	4,4	130	na	na
14	0,12	70	8	1	0,75	6	175	4,4	130	3,3	90	na	na
16	0,12	80	8	1	0,75	4,6	125	3,2	100	2,3	60	na	na
18	0,12	90	8	1	0,75	3,4	90	2,3	60	1,4	70	na	na
20	0,12	100	8	1	0,75	2,4	100	1,4	75	na	na	na	na

EPA ALUMINUM GUIDE

Mounting Height Length (ft)	Wall Thick. (in)	Structure weight (LB)	Bolt Circle		Anchor Bolt Dia. (in)	80 MPH (1.3 Gust)		90 MPH (1.3 Gust)		100 MPH (1.3 Gust)		110 MPH (1.3 Gust)	
			Dia. (in)	plus or minus (in)		Max EPA (ft ²)	Max Wgt (lbs)	Max EPA (ft ²)	Max Wgt (lbs)	Max EPA (ft ²)	Max Wgt (lbs)	Max EPA (ft ²)	Max Wgt (lbs)
Ø4"													
8	0,125	31	7,5	0,75	0,75	7,9	75	6	75	4,7	75	3,9	75
10	0,125	34	7,5	0,75	0,75	5,9	75	4,3	75	3,3	75	2,7	75
12	0,125	38	7,5	0,75	0,75	4,3	75	3	75	2,2	75	1,7	75
14	0,125	41	7,5	0,75	0,75	3	100	1,9	100	1,2	100	0,9	100
16	0,125	45	7,5	0,75	0,75	1,9	100	1	100	0,5	100	0,2	100
Ø3"													
8	0,125	14	6,25	0,75	0,75	5,2	75	3,9	75	3	75	2,3	75
10	0,125	17	6,25	0,75	0,75	3,8	75	2,8	75	2	75	1,5	75
12	0,125	20	6,25	0,75	0,75	2,8	75	1,9	75	1,2	75	0,8	75
14	0,125	22	6,25	0,75	0,75	1,8	75	1,1	75	0,6	75	0,2	75