

IMPORTANT - READ CAREFULLY BEFORE INSTALLING FIXTURE. RETAIN THESE INSTRUCTIONS FOR FUTURE REFERENCE.

THIS PRODUCT MUST BE INSTALLED IN ACCORDANCE WITH THE NATIONAL ELECTRICAL CODE AND ALL APPLICABLE LOCAL CODES, BY A PERSON FAMILIAR WITH THE CONSTRUCTION AND OPERATION OF THE PRODUCT, AND THE HAZARDS INVOLVED. PROPER GROUNDING IS REQUIRED FOR SAFETY. CABLE LENGTH IS NOT FIELD ADJUSTABLE, CONTACT FACTORY TO SPECIFY CABLE LENGTH.

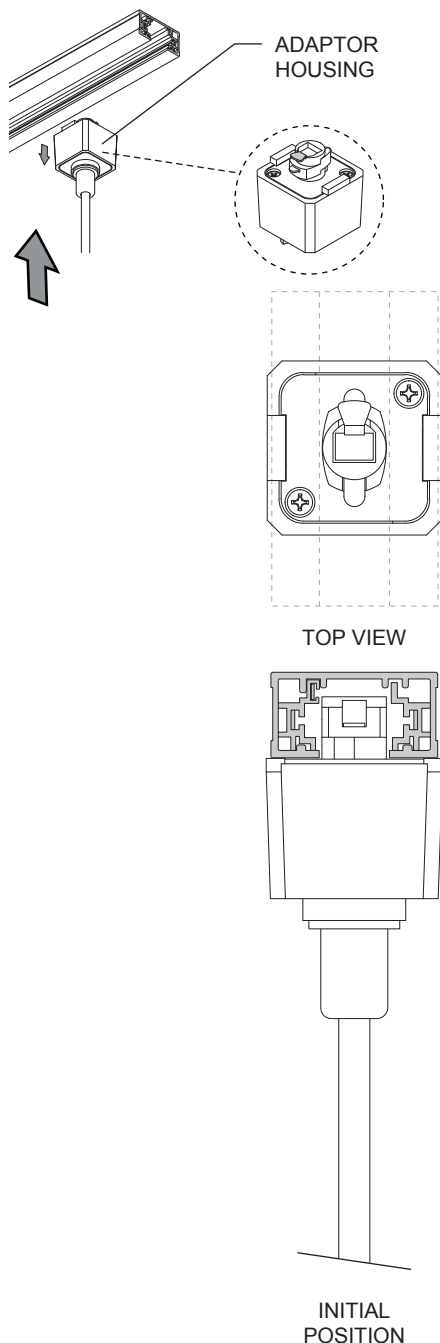
INSTALLATION ON ONE CIRCUIT TRACK WITH HALO ADAPTOR

FOR USE WITH **WESTPORT INTERNATIONAL'S H SERIES** OR **COOPER LIGHTING'S L641, L642, L643, L650, L651, L652, L653 SERIES**. TRACK SYSTEM ONLY (120V)

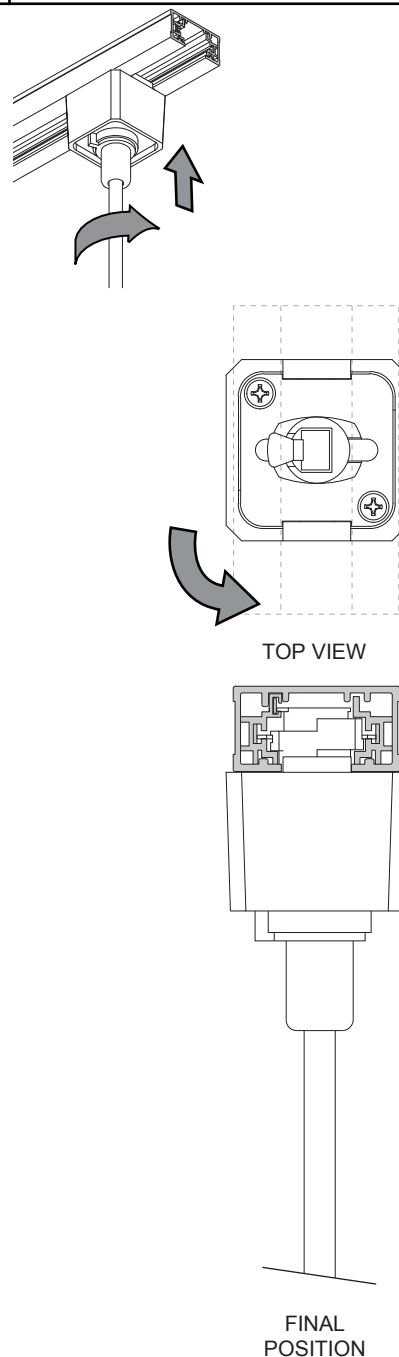
A - PULL THE ADAPTOR HOUSING DOWN TO INSERT IN THE TRACK FOLLOWING INITIAL POSITION SHOWN BELOW.

B - PUSH THE ADAPTOR INTO TRACK AND ROTATE THE TRACK ADAPTOR A QUARTER TURN IN THE PROPER DIRECTION IN ORDER TO ALLOW ELECTRICAL BOUNDING. RELEASE THE HOUSING AND MAKE SURE THE ADAPTOR IS LOCKED IN PLACE, FOLLOWING FINAL POSITION SHOWN BELOW.

A

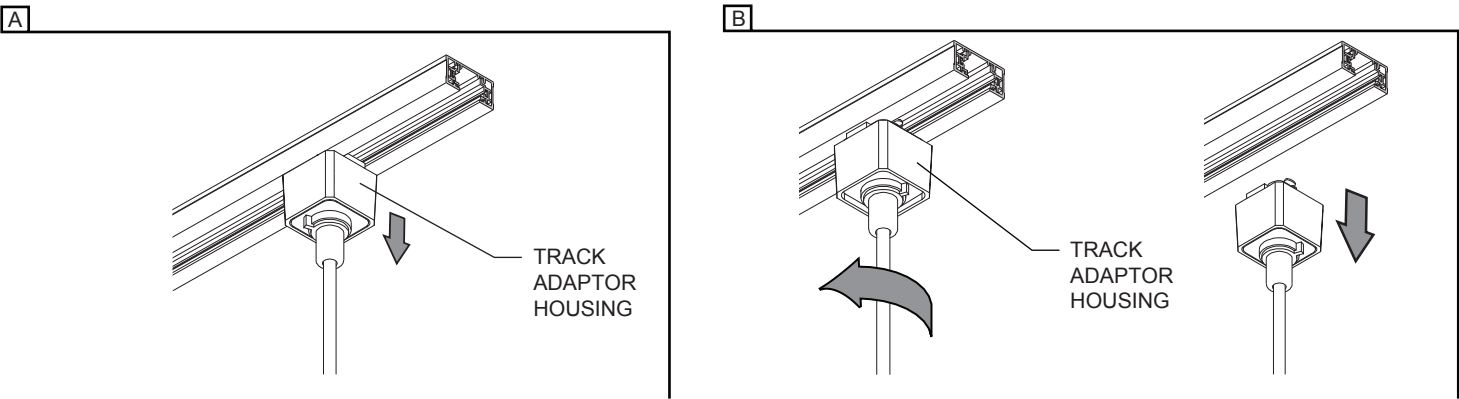


B



REMOVING PENDANT FROM TRACK

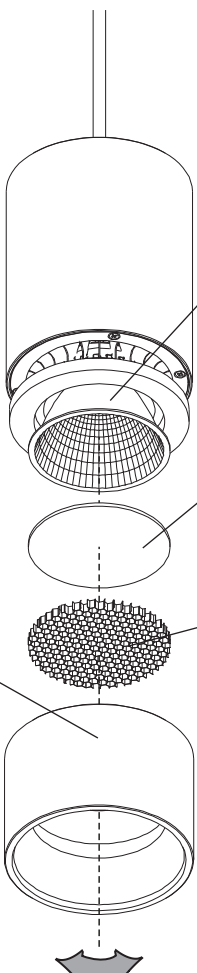
- A - PULL DOWN THE TRACK ADAPTOR HOUSING TO UNLOCK IT FROM THE TRACK SLOT.
B - HOLDING THE TRACK ADAPTOR HOUSING DOWN, ROTATE A QUARTER TURN IN ANY DIRECTION AND PULL DOWN THE ADAPTOR TO REMOVE IT FROM THE TRACK.



REPLACING OPTIC




- A - UNSCREW THE OPTIC HOLDER TO ACCESS THE REFLECTOR.
B - REPLACE THE REFLECTOR AND RE-INSTALL THE OPTIC HOLDER BACK IN PLACE.


A + B



OPTIC HOLDER

	SMALL 1770	MEDIUM 1780	LARGE 1790
REFLECTOR 20°	1740	1735	1715
REFLECTOR 40°	1741	1737	1716
REFLECTOR 50°	1742	1738	1717
REFLECTOR 60°	1743	N/A	N/A

 SOFT FOCUS LENS (INCLUDED)		1725	1720
 ELLIPTIC LENS	1598	1727	1722
 FROSTED LENS	1599	1726	1721

 BLACK HEX CELL LOUVER	1596-52	1728-52	1723-52
---	---------	---------	---------

ACCESSORIES

- A - UNSCREW THE OPTIC HOLDER.
B - PLACE ACCESSORY BETWEEN THE OPTIC HOLDER AND THE ACCESSORY HOLDER.
C - RE-INSTALL THE OPTIC HOLDER BACK IN PLACE.

A + B + C

LENS





ACCESSORY HOLDER

B

OPTIC HOLDER

A

C

	SMALL 1770	MEDIUM 1780	LARGE 1790
 BLACK CROSS BAFFLE	1694-52	1730-52	1724-52
 BLACK SNOOT	1697-52	1729-52	1732-52
 BLACK VISOR - WALL WASHER	1700-52	1731-52	1733-52
 BLACK BARN DOORS	N/A	1739-52	1734-52