



Ground mounted bollard for commercial and institutional applications. Skill is a unique LED luminaire, assuring high lighting performance and total absence of glare. One sided or double sided distribution.

Luminaire characteristics:	Power input: 17W to 32.6W Lumens: 330lm to 602lm (for 3000K, 90CRI) Luminaire efficacy: Up to 18lm/W
Source:	White LED module (LM-80 tested) 2700K: 90CRI, 3000K: 90CRI, 4000K: 90CRI.
Lumen maintenance:	80% of initial lumens at 70 000 hours(L80)(LM-79)
Optics:	Single or double accent light.
Material:	Body: Die-cast aluminum Diffuser: Toughened glass.
Mounting:	Install with flange accessory or fasten to ground.
Electrical:	Universal high efficiency electronic power supply, rated at 50000 hours, 120-277V.
Dimming:	0-10V (120-277V), down to 15%
Finish:	Aluminum gray painted finish, following a double powder paint in 3 step process: surface treatment containing ceramic nano particles (Bonderite). Epoxy primer paint. Polyester powder paint with high resistance against UV rays and harsh weather conditions.
Weight:	10.36lb (4.7kg)
Warranty:	5 year limited warranty.
Ratings:	IP65, IK06
Certification:	 cULus listed for wet location

ORDERING INFO

- UNV - 14 - D10
FIXTURE



MODEL

- S6350** - Single accent light **S6360** - Double accent light

LED

- H** - 2700K, 90CRI **W** - 3000K, 90CRI **N** - 4000K, 90CRI

VOLTAGE

- UNV** - 120-277V

FINISH

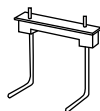
- 14** - Aluminum gray

DIMMING

- D10** - 0-10V

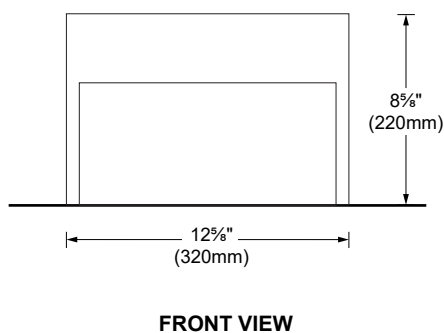
ACCESSORY (TO BE ORDERED SEPARATELY)

- S6359** - Flange with stainless steel screws
3 1/4" x 12 1/4" H: 9 1/4" (84mm x 312mm H: 235mm)
(To be installed in concrete)



DIMENSIONS

S6350 / S6360
Single / Double



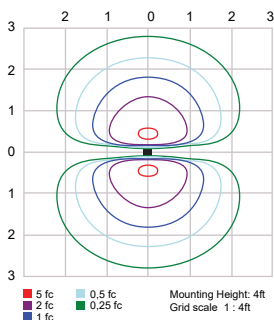
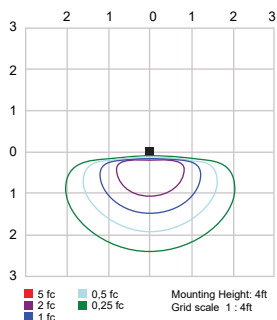
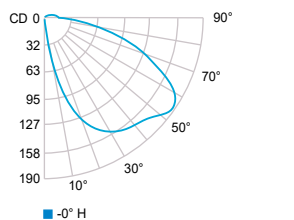
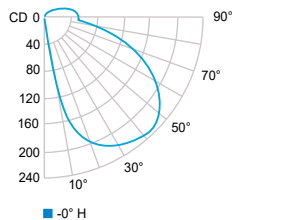
PHOTOMETRIC DATA

Visit sistimalux.com for complete photometric data.

CCT (K)	CRI	LOAD (W)	OPTIC	LUMENS (lm)	EFFICACY (lm /W)	MAX CANDELA (cd)	MODELS
3000K	90	17W	Single accent light	330	18	232	S6350W
		32.6W	Double accent light	602	18	187	S6360W

3000K - 90 CRI - Single accent light

3000K - 90 CRI - Double accent light



CCT options	2700K	3000K	4000K
CRI options	90CRI	90CRI	90CRI
Multiplier	0.94	1	1.07