


Project name: \_\_\_\_\_

Type: \_\_\_\_\_



This classic design creates a soft and inviting glare free atmosphere suitable for both commercial and residential applications.

**Luminaire characteristics:**

**Power input:** 8W

**Lumens:** 551lm

**Luminaire efficacy:** 67lm/W

**Source:** LED module (LM-80 tested).

2700K: 80CRI

3000K: 80CRI

3500K: 80CRI

4000K: 80CRI

**Lumen maintenance:** >80% of initial lumens at 50 000 hours (L80)

**Optics:** General lighting.

**Mounting:** 5' field adjustable clear suspension cable and one canopy. Installs on a standard 4" junction box.

**Material:**

Body: Machined aluminum shade holder.

Diffuser: Frosted acrylic shade.

Canopy: Die-cast aluminum.

Suspension: Galvanize steel aircraft cable.

**Electrical:** High efficiency electronic power supply, rated 50 000 hours 120V-277V.

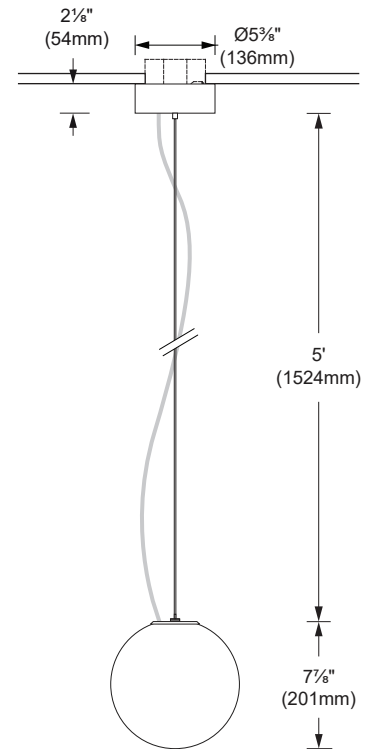
**Dimming:** Power supply compatible with 0-10V (UNV) or leading (TRIAC) and trailing edge (ELV) (120V only).

**Finish:** White RAL9003 or gray RAL9006 with white canopy.

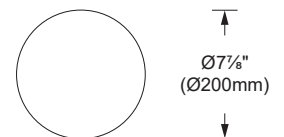
**Weight:** 2.45lbs (1.11kg)

**Warranty:** 5 year limited warranty.

**Certification:** cULus listed for dry location.



**FRONT VIEW**



**BOTTOM VIEW**

Project name: \_\_\_\_\_

Type: \_\_\_\_\_

**ORDERING INFO**

MODEL	LED	VOLTAGE	FINISH	DIMMING
<input type="radio"/> <b>1930</b>	<input type="radio"/> <b>827</b> - 2700K <input type="radio"/> <b>830</b> - 3000K <input type="radio"/> <b>835</b> - 3500K <input type="radio"/> <b>840</b> - 4000K	<input type="radio"/> <b>UNV-</b> 120-277V <input type="radio"/> <b>120-</b> 120V	<input type="radio"/> <b>01</b> - White <input type="radio"/> <b>10</b> - Gray	<input type="radio"/> <b>D10</b> - 0-10V <input type="radio"/> <b>LTE</b> - Leading (Triac) and trailing edge (ELV) for 120V only

**LED COLOR FIDELITY DATA**

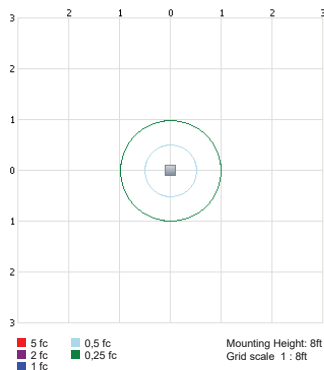
CRI	CCT	R1	R2	R3	R4	R5	R6	R7	R8	R9	R10	R11	R12	R13	R14	R15	Rf	Rg	Melanopic ratio
80	2700K	81	93	94	79	82	92	81	58	9	84	78	76	84	97	74	85	94	0.49
	3000K	82	92	97	83	83	90	84	61	12	81	82	75	85	99	75	86	96	0.52
	3500K	81	89	95	80	80	84	85	63	9	73	78	61	82	97	75	83	97	0.58
	4000K	80	88	93	81	80	83	87	66	10	71	79	56	82	96	74	83	95	0.67

**TECHNICAL DATA**

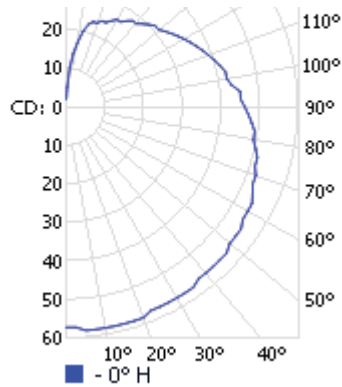
Photometric performance is measured at an accredited independent laboratory in accordance with IESNA LM-79. Visit [sistemalux.com](http://sistemalux.com) for complete photometric data.

LOAD	CCT	CRI	OPTIC	DELIVERED LUMENS	LUMINAIRE EFFICACY	CENTER BEAM CANDLE POWER	MODEL
(W)	(K)			(lm)	(lm / w)	(cd)	
8W	3000K*	80*	General light	551	67	58	1930-830

\*USE MULTIPLIER TABLE FOR OTHER CCT AND CRI OUTPUT DATA



3000K - 80 CRI - General light



Color options	Multiplier
2700K - 80CRI	0.96
3000K - 80CRI	1
3500K - 80CRI	1.02
4000K - 80CRI	1.04