UNDERSCORE INOUT

Top Bend 16 (HO) - Remote - Static White

Project: _____

Type: _____

Underscore InOut is a flexible continuous linear system for exterior applications, engineered for extreme conditions. This flexible system allows freedom of design on surface of any shape and size. Underscore InOut is the right solution where direct diffuse distribution is desired.

LOW CLEARANCE

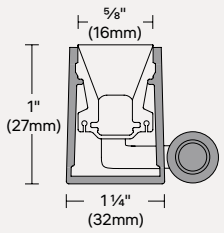

HIGH PROFILE

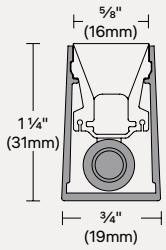

PHOTOMETRIC SUMMARY

CCT (K)	Output	Lumens (lm/ft)	Efficacy (lm/W)	Max Candela (cd/ft)
2600	HO	196	59	57
2900	HO	205	62	59
3800	HO	227	68	66
4700	HO	255	77	74

Consult *page 7* for full photometric data.

FEATURES

- 0-10V (120-277V) down to 10%.
  Lutron Hi Lume® 0.1% EcoSystem™ (120-277V) down to 0.1%. *page 2*
- Additional sizing for top bend:
  16mm
  Additional sizing available for side bend:
  10mm & *16mm*
- Consult factory for further customization
- Full specification available *page 7*

FINISH OPTIONS

01

Consult factory for custom finishes

OPTIC OPTIONS

IK 10

IP 68

5-Year Limited Warranty

CE Equivalent Available

c UL us

ORDERING INFO

PRODUCT CODE EXAMPLE: IU16-T-HO-826-0.8-AL-A-01

IU16	T	HO					01
MODEL	**BEND**	**OUTPUT**	**LED**	**LENGTH**	**MOUNTING**	**FEED**	**FINISH**
IU16 Underscore InOut 16mm	**T** Top Bend	**HO** High Output (3.3W/ft)	**826** 2600K, 80CRI **829** 2900K, 80CRI **838** 3800K, 80 CRI **847** 4700K, 80 CRI	Refer to configurations table on *page 4.* Select matching length from the dropdown menu. **Use scroll bar for more options.**	LOW CLEARENCE **AL** Aluminum Low Support Clips **CL** Stainless Steel Low Support Clips **LP** Aluminum Low Profile HIGH PROFILE **AH** Aluminum High Support Clips **CH** Stainless Steel High Support Clips **HP** Aluminum High Profile	**A** Left Feed (115mm) **B** Left Feed (1500mm) **C** Left Feed (3000mm) **F** Left Feed (5000mm) **D** Right Feed (115mm) **E** Right Feed (1500mm) **N** No Feed (For In-Line Modules)	**01** White

ACCESSORIES

To be ordered separately.

CONNECTION ACCESSORY CODE EXAMPLE: 4543

CONNECTION ACCESSORIES
☐ **4543** Wet location connection box For cable Ø 3/16'' to 7/16'' (4mm to 11mm)

DRIVER CODE EXAMPLE: 4447-0024-096-UNV-D2

DRIVER
Driver options are available on *page 2.*

iGuzzini

Due to continuous improvements, the information herein may be changed without notice.

9320 Boul. St-Laurent, suite 100, Montréal (Québec) Canada H2N 1N7 | **P** 514.523.1339 | **F** 514.525.6107 | www.iguzzini.com/us

UNDERSCORE INOUT

Top Bend 16 (HO) - Remote - Static White

Project: _____

Type: _____

REMOTE LED DRIVER OPTIONS

DRIVER CODE EXAMPLE: 4447-0024-096-UNV-D2

INDOOR RATED DRIVER BOX MODELS	WATTAGE REQUIREMENT PER FEET TOP BEND - HO (16mm)
☐ 4447-0024-096-UNV-D2	3.3W/ft
☐ 4449-0024-060-UNV-D10	
☐ 4449-0024-075-UNV-D10	

OUTDOOR RATED DRIVER BOX MODELS	WATTAGE REQUIREMENT PER FEET TOP BEND - HO (16mm)
☐ 4546-0024-200-2C-UNV-ND	3.3W/ft
☐ 4549-0024-075-UNV-D10	

See *page 3* for suggested wiring diagram. For longer remote distance, contact customer service.

DRIVER BOX DIMENSIONS

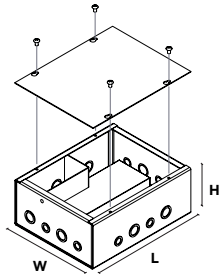

INDOOR RATED

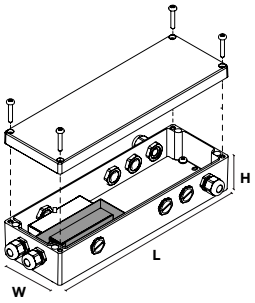

OUTDOOR RATED

DRIVER BOX MODEL DESCRIPTION

MODEL (L × W × H)	OUTPUT VOLTAGE	OUTPUT POWER	INPUT VOLTAGE	DIMMING PROTOCOL
4447 10 ½" x 5 ½" x 2" (266 x 139 x 50mm) **4449** 12" x 8" x 4" (305 x 203 x 102mm) **4546** 12 ¼" x 4 ½" x 2 ⅜" (312 x 113.5 x 60.5mm) **4549** 14.5" x 5" x 3" (368 x 127 x 76mm)	**0024** 24Vdc	**060 to 200** 60W to 200W	**UNV** 120-277V	**ND** No dimming **Max Distance** 28ft (8.5m) [1] **D2** Lutron Hi Lume® 1% EcoSystem™ (Soft-on, Fade to Black) **Dimming Range** Down to ±0.1% **Max Distance** 28ft (8.5m) [1] **D10** 0-10V **Dimming Range** Down to ±10% **Max Distance** 30ft (9m) [1]

1 Max distance cable calculated for 18AWG cable. Contact customer service for longer remote distance.

iGuzzini

Due to continuous improvements, the information herein may be changed without notice.

9320 Boul. St-Laurent, suite 100, Montréal (Québec) Canada H2N 1N7 | **P** 514.523.1339 | **F** 514.525.6107 | www.iguzzini.com/us

UNDERSCORE INOUT

Top Bend 16 (HO) - Remote - Static White

Project:

Type:

SUGGESTED WIRING DIAGRAM

LED DRIVER CODE : 4447-0024-096-UNV-D2

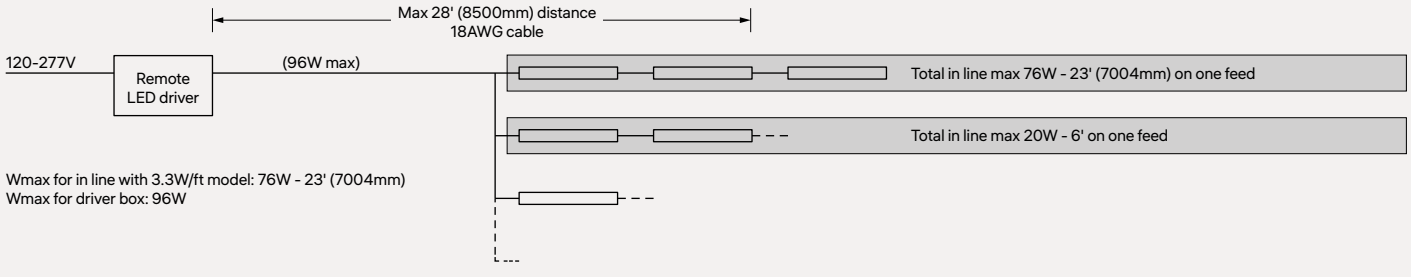

LED DRIVER CODE : 4449-0024-060-UNV-D10

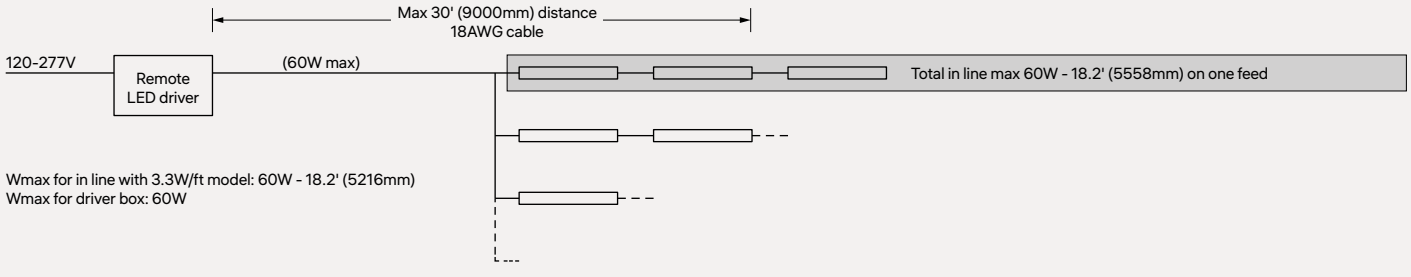

LED DRIVER CODE : 4449-0024-075-UNV-D10

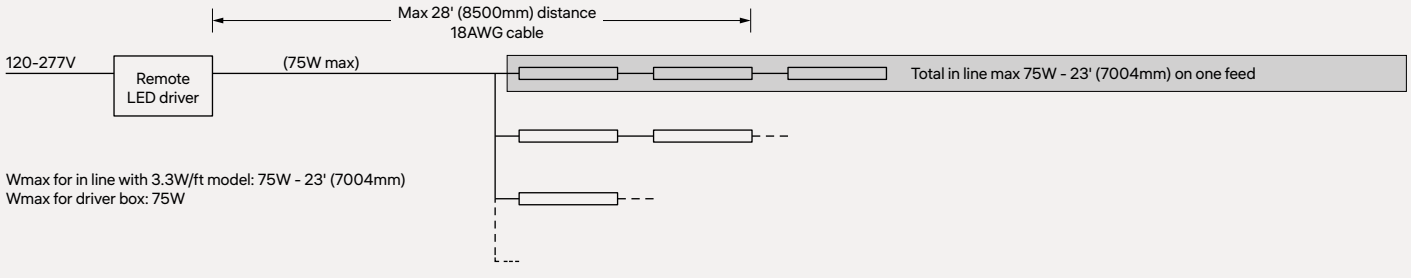

LED DRIVER CODE : 4546-0024-200-2C-UNV-ND

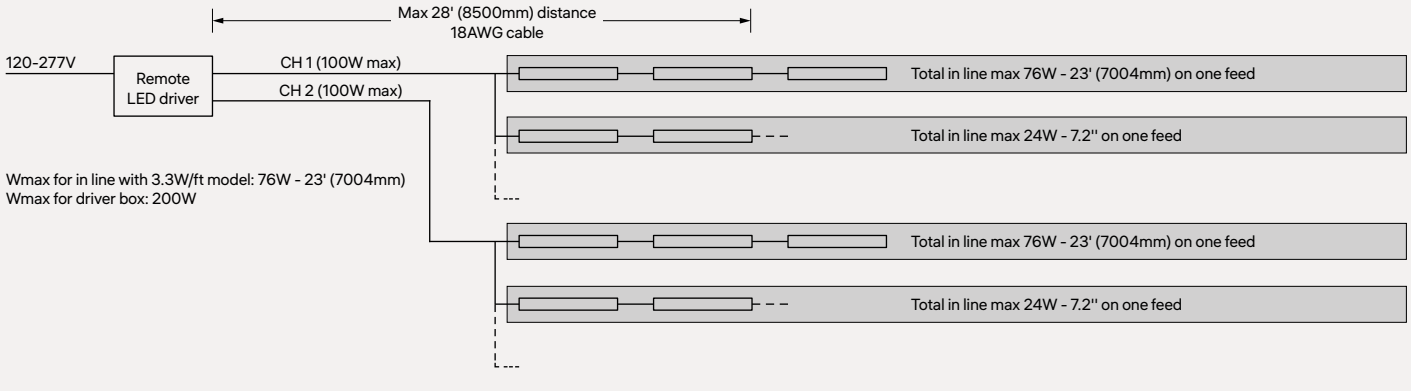

iGuzzini

Due to continuous improvements, the information herein may be changed without notice.

9320 Boul. St-Laurent, suite 100, Montréal (Québec) Canada H2N 1N7 | **P** 514.523.1339 | **F** 514.525.6107 | www.iguzzini.com/us

UNDERSCORE INOUT

Top Bend 16 (HO) - Remote - Static White

Project:

Type:

LENGTHS

0.8' L: 10" (254mm)

1.0' L: 1' (304mm)

1.2' L: 1'-1⅞" (354mm)

1.3' L: 1'-3⅞" (404mm)

1.5' L: 1'-5⅞" (454mm)

1.7' L: 1'-7⅞" (504mm)

1.8' L: 1'-9¾" (554mm)

2.0' L: 1'-11¾" (604mm)

2.1' L: 2'-1¾" (654mm)

2.3' L: 2'-3¾" (704mm)

2.5' L: 2'-5⅝" (754mm)

2.6' L: 2'-7⅝" (804mm)

2.8' L: 2'-9⅝" (854mm)

3.0' L: 2'-11⅝" (904mm)

3.1' L: 3'-1½" (954mm)

3.3' L: 3'-3½" (1004mm)

6.6' L: 6'-6⅞" (2004mm)

9.9' L: 9'-10¼" (3004mm)

13.1' L: 13'-1⅝" (4004mm)

16.4' L: 16'-5" (5004mm)

23.0' L: 22'-11¾" (7004mm)

COMBINED MODULES

Standard modules can be combined in continuous rows, to create other length options. Thanks to the side positioning of the connectors, it avoids dark areas.

Each module is supplied with 3" (80mm) long cable with connector, to interconnect the modules, up to 23' (7004mm) long.

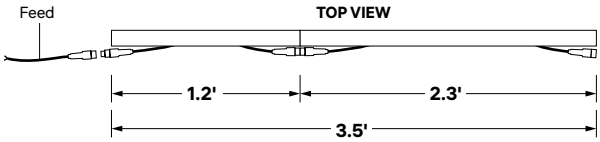

To get the desired length, simply choose standard modules to combine (example : A+B). For in-line modules (B), no feed is required.

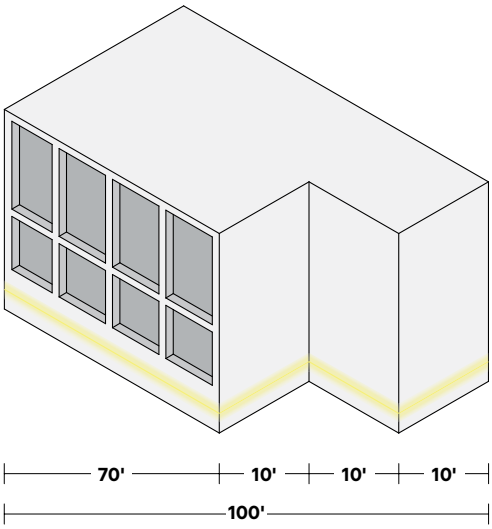

ATTENTION: When ordering, each part of the design must be calculated separately.

✓ **70' + (3 x 10')**

✗ **1 x 100'**

iGuzzini

Due to continuous improvements, the information herein may be changed without notice.

9320 Boul. St-Laurent, suite 100, Montréal (Québec) Canada H2N 1N7 | **P** 514.523.1339 | **F** 514.525.6107 | www.iguzzini.com/us

UNDERSCORE INOUT

Top Bend 16 (HO) - Remote - Static White

Project:

Type:

FEED OPTIONS (INCLUDED)

Please refer to instruction sheet for more options.

LEFT FEED - STANDARD

A
Cable with female connector

Length 4 ½" (115mm)

B
Cable with female connector

Length 59" (1500mm)



C [1]
Cable with female connector

Length 118" (3000mm)



F [1]
Cable with female connector

Length 193 ⅞" (5000mm)

1 Low profile side bend is only available in 115mm or 1500mm

RIGHT FEED - * AS REQUIRED DEPENDING ON THE INSTALLATION, SEE IMAGE BELOW

D
Cable with male connector

Length 4 ½" (115mm)

E
Cable with male connector

Length 59" (1500mm)

NO FEED

N
No feed (for in-line modules)

ATTENTION: For side bend low clearance mounting, connectors must be positioned opposite of the wall.

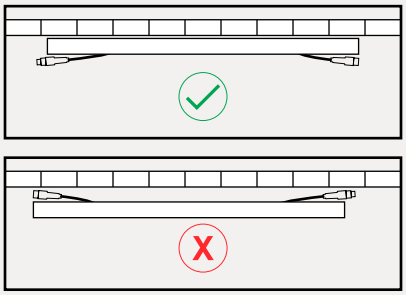

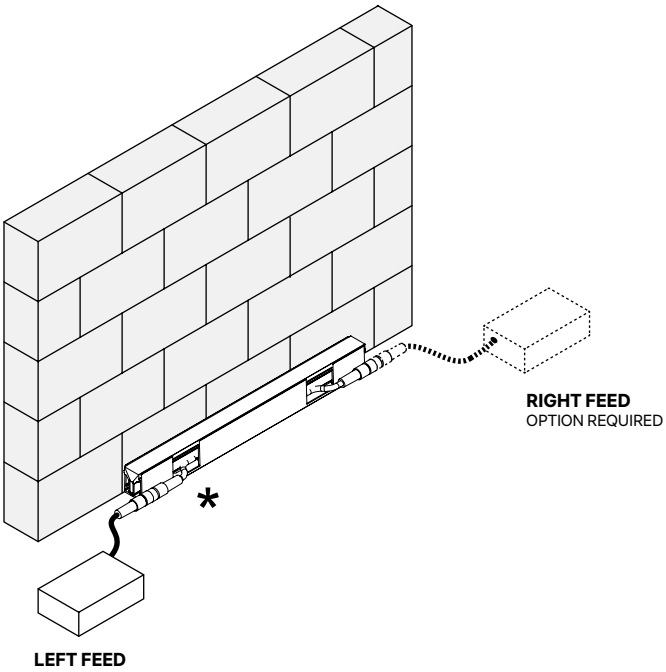

iGuzzini

Due to continuous improvements, the information herein may be changed without notice.
9320 Boul. St-Laurent, suite 100, Montréal (Québec) Canada H2N 1N7 | **P** 514.523.1339 | **F** 514.525.6107 | www.iguzzini.com/us

UNDERSCORE INOUT

Top Bend 16 (HO) - Remote - Static White

Project: _____

Type: _____



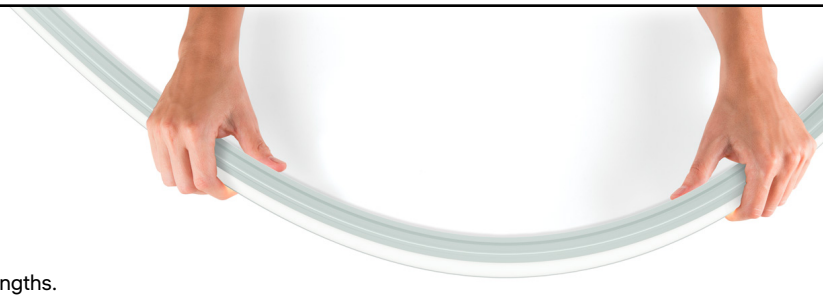

TOP BEND MOUNTINGS

All mounting clips length: 1 ⅝" (40mm)
All profile length follows model length. See *page 4* for all available lengths.

LOW CLEARANCE MOUNTING - 1" HEIGHT

With exposed connectors

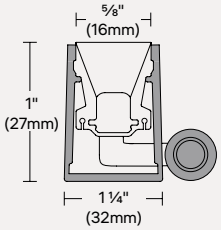

CURVED INSTALLATION

Minimum Curvature Radius: 10" (250mm)

STRAIGHT INSTALLATION

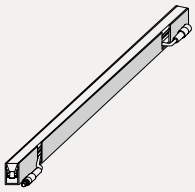

CLIP OPTIONS

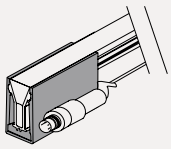

AL
Anodized Aluminum Clips

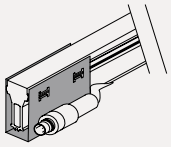

CL
Stainless Steel Clips

PROFILE OPTION

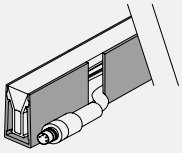

LP
Anodized Aluminum Profile

HIGH PROFILE MOUNTING - 1¼" HEIGHT

With hidden Connectors

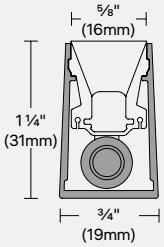

CURVED INSTALLATION

Minimum Curvature Radius: 10" (250mm)

STRAIGHT INSTALLATION

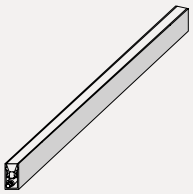

CLIP OPTIONS

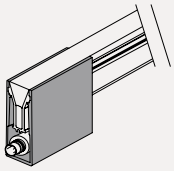

AH
Anodized Aluminum Clips

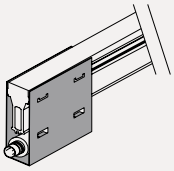

CH
Stainless Steel Clips

PROFILE OPTION

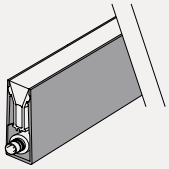

HP
Anodized Aluminum Profile

iGuzzini

Due to continuous improvements, the information herein may be changed without notice.
9320 Boul. St-Laurent, suite 100, Montréal (Québec) Canada H2N 1N7 | **P** 514.523.1339 | **F** 514.525.6107 | www.iguzzini.com/us

UNDERSCORE INOUT

Top Bend 16 (HO) - Remote - Static White

Project:

Type:

SPECIFICATIONS

SOURCE
White LED
2600K: 80CRI,
2900K: 80CRI,
3800K: 80CRI,
4700K: 80CRI.

LUMEN MAINTENANCE
80% of initial lumens at 100 000 hours (L80 B10) T77°F (25°C)
90% of initial lumens at 100 000 hours (L90 B10) T104°F (40°C)

OPTICS
General light. Underscore InOut can be used to create straight or curved lines on flat surfaces. Darkspot free lighting is guaranteed along the entire strip profile up to the end parts.

MATERIAL
Coextruded high performance polymer extrusion IP68 factory sealed assembly. Designed for extreme temperatures: -22°F to +113°F (-30°C to +45°C). The high performance polymer has been tested at 1760°F (960°C) with glow wire without igniting of smoke. Integral stainless steel splint system reducing mechanical stress and increase reliability.

MOUNTING
Universal surface mounted, using mounting accessories (included), see *page 6*. Supplied with 3" (80mm) long cable with patented IP68 connection system.

ELECTRICAL
24V remote LED driver to be ordered separately.
Control PWM. 120V/277V.
See remote LED driver options on *page 2*.

DIMMING
0-10V (120-277V) down to 10%
Lutron Hi Lume® 0.1% EcoSystem™ (120-277V) down to 0.1%.
See remote dimming options on *page 2*.

OPERATING TEMPERATURE
-30°C to +45°C (-22°F to +113°F)

FINISH
White polymer extrusion with milky finish. Extruded anodized aluminum or stainless steel mounting clips.

WEIGHT
0.33lb/ft (0.15kg/ft)

DIMENSIONS

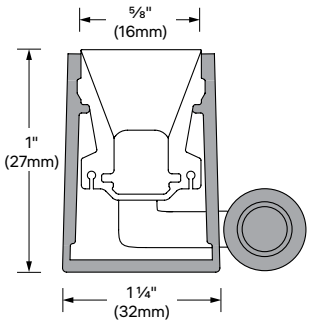

LOW CLEARANCE

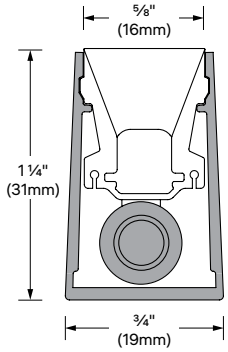

HIGH PROFILE

PHOTOMETRIC DATA

CCT (K)	CRI	OUTPUT	POWER (W/ft)	OPTIC	LUMENS (lm/ft)	EFFICACY (lm/W)	MAX CANDELA (cd/ft)	MODELS
2600	80	HO	3.3	Top Bend 16 mm	196	59	57	IU16-T-HO-826
2900					205	62	59	IU16-T-HO-829
3800					227	68	66	IU16-T-HO-838
4700					255	77	74	IU16-T-HO-847

*For products that use a remote LED driver, total system wattage will vary according to the efficacy of the remote LED driver selected. For this reason, the load and efficacy values given in the table above refer to the LED source only and do not include the LED driver consumption.
Efficacy based on IESNA LM-79 test reports. Visit iguzzini.com/us for complete photometric data.

iGuzzini

Due to continuous improvements, the information herein may be changed without notice.
9320 Boul. St-Laurent, suite 100, Montréal (Québec) Canada H2N 1N7 | **P** 514.523.1339 | **F** 514.525.6107 | www.iguzzini.com/us