




Collection of ground mounted bollard luminaire with direct light distribution that provides ambient light. Suitable for exterior applications such as parking areas, roadways, parks or pedestrian areas.

Luminaire characteristics:


Power input: 17W to 34W
Lumens: 584lm to 1375lm (for 3000K, 90CRI)
Luminaire efficacy: Up to 45lm/W

Source:	LED module (LM-80 tested) 2700K: 90CRI, 3000K: 90CRI, 4000K: 80CRI.
Lumen maintenance:	80% of initial lumens at 70 000 hours (L80)(LM-79)
Optics:	Accent light.
Material:	Body: Die-cast aluminum Diffuser: Toughened glass.
Mounting:	Install with flange accessory or fasten to ground.
Electrical:	High efficiency electronic power supply, rated at 50 000 hours, 120-277V.
Dimming:	0-10V (120-277V), down to 15%.
Finish:	Aluminum gray or black painted finish. Double powder paint in 3 steps process: surface treatment containing ceramic nano particles (Bonderite). Epoxy primer paint. Polyester powder paint with high resistance against UV rays and harsh weather conditions.
Weight:	S6150 14.81lb 6.72 kg S6160 30.86lb 14 kg
Warranty:	5 year limited warranty.
Ratings:	IP65, IK06
Certification:	 cULus listed for wet location



ORDERING INFO

- UNV - - D10
FIXTURE



MODEL

- S6150** - Mini Moai bollard **S6160** - Moai bollard

LED

- H** - 2700K, 90CRI **W** - 3000K, 90CRI **N** - 4000K, 80CRI

VOLTAGE

- UNV** - 120-277V

FINISH

- 14** - Aluminum gray **09** - Black

DIMMING

- D10** - 0-10V

ACCESSORIES

(TO BE ORDERED SEPARATELY)

- S6309** - Flange with stainless steel screws for Mini MOAI Bollard (S6150)
Ø 4¾" x H: 6½"
(Ø 118mm x H: 165mm)
(To be installed in concrete)



- S6159** - Antiglare shield for Mini MOAI Bollard (S6150)



- S5310** - Flange with stainless steel screws for MOAI Bollard (S6160)
Ø 7" x H 9½"
(Ø 178mm x H: 241mm)
(To be installed in concrete)



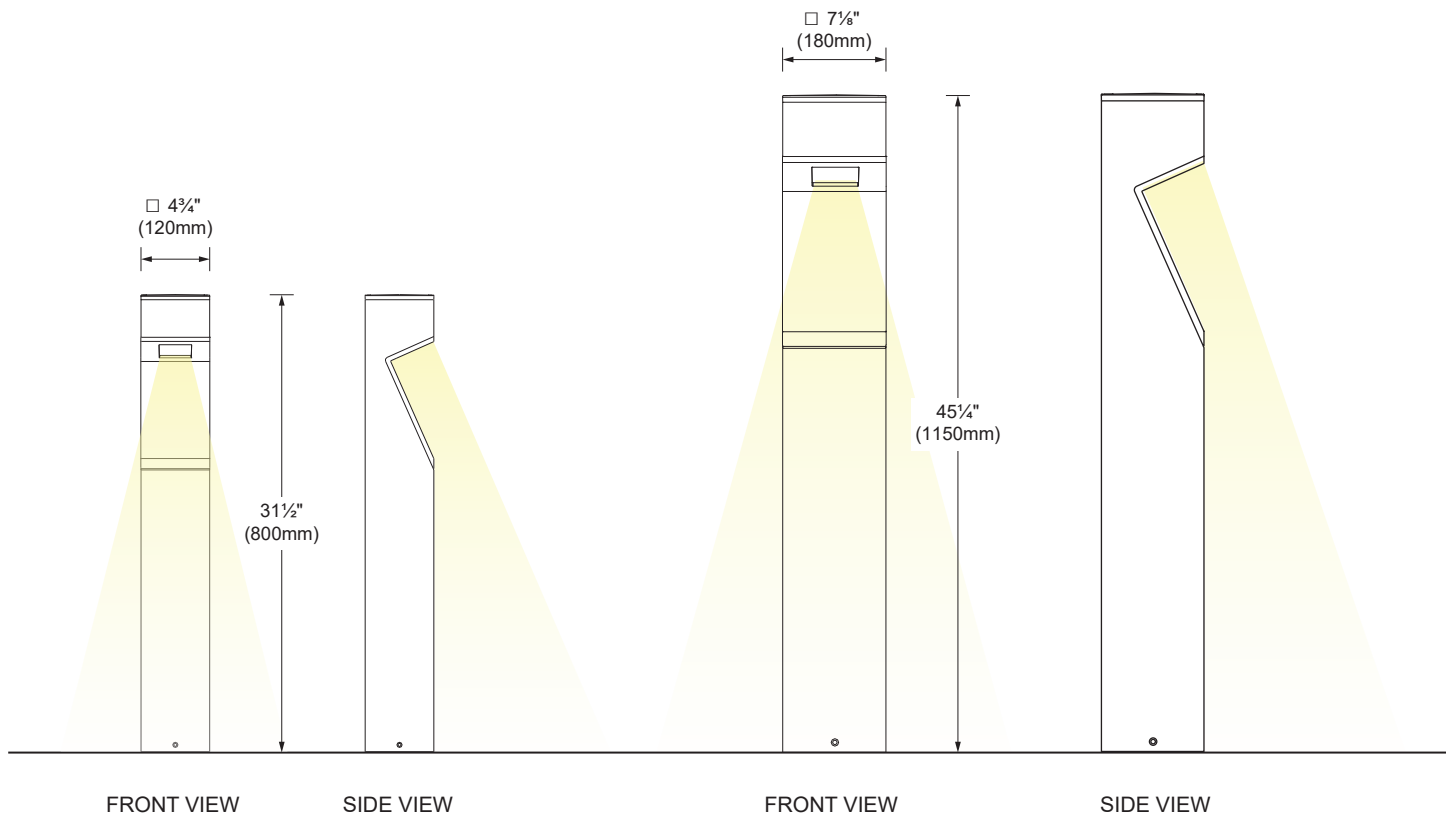
- S6169** - Antiglare shield for MOAI Bollard (S6160)



DIMENSIONS

Mini MOAI Bollard
S6150

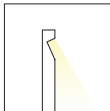
MOAI Bollard
S6160



PHOTOMETRIC DATA

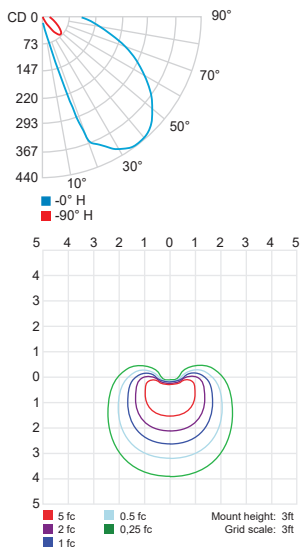
Visit sistimalux.com for complete photometric data.

Mini MOAI Bollard
S6150



CCT (K)	CRI	LOAD (W)	OPTIC	LUMENS (lm)	EFFICACY (lm / W)	MAX CANDELA (cd)	MODELS
3000K	90	17W	Accent light	584	34	435	S6150W

Accent light (3000K, 90CRI)

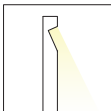


CCT options	2700K	3000K	4000K
CRI options	90CRI	90CRI	80CRI
Multiplier	0.94	1	1.02

PHOTOMETRIC DATA

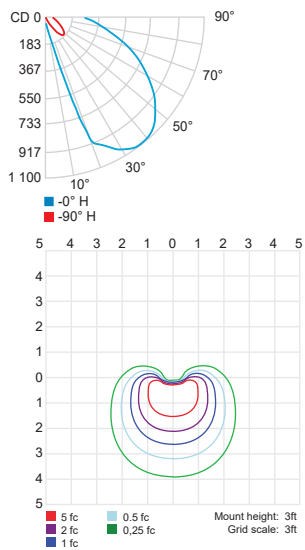
Visit sistemalux.com for complete photometric data.

MOAI Bollard
S6160



CCT (K)	CRI	LOAD (W)	OPTIC	LUMENS (lm)	EFFICACY (lm / W)	MAX CANDELA (cd)	MODELS
3000K	90	34W	Accent light	1 375	40	1 015	S6160W

Accent light (3000K, 90CRI)



CCT options	2700K	3000K	4000K
CRI options	90CRI	90CRI	80CRI
Multiplier	0.94	1	1.02