


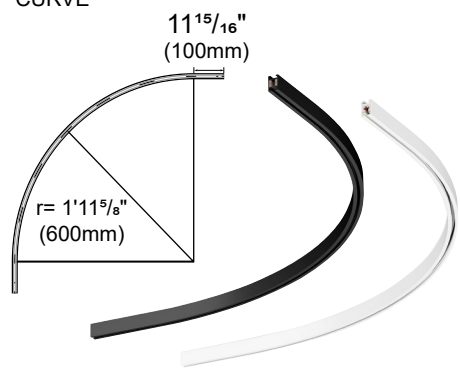
Small but powerful: with an aperture of just 3.6 mm, Filorail creates a futuristic impact where technology integrates imperceptibly with architecture to create a harmonious blend between innovation and design, meeting the needs of the people using these spaces yet without interfering with the aesthetic experience, and at the same time offering an advanced living context.

Track heads listed on page 3 can be mounted also on curved tracks.

Material	Extruded aluminum / insulated copper conductor.
Mounting:	Surface mount or suspended. If required, can be cut on site.
Electrical:	48V remote LED driver. Maximum 100W per feed. See remote LED driver options on page 7.
Dimming:	DALI: Track heads are individually addressable. 0-10V: All track heads will be controlled together. See remote LED driver details on page 7.
Finish:	Track: White or black painted finish. Accessories: White or black color.
Weight:	L1.6 (500mm): 0.40lb (0.2kg) L3.3 (1000mm): 0.79lb (0.4kg) L6.6 (2000mm): 1.58lb (0.7kg) L9.8 (3000mm): 2.37lb (1.1kg) C1.1 (750mm): 0.59lb (0.3kg) C1.6 (985mm): 0.78lb (0.4kg) C2.0 (1771mm): 1.40lb (0.6kg)
Warranty:	5 year limited warranty.
Certification:	cULus listed for dry location



CURVE



ORDERING INFO

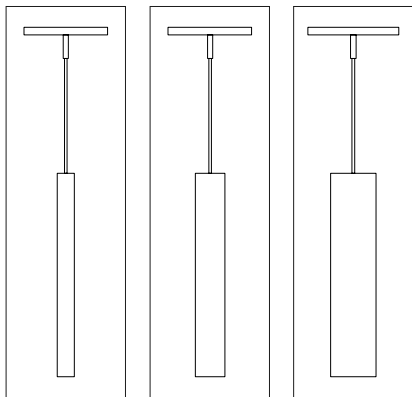


PRODUCT CODE				
MODEL	INSTALLATION	LENGTH (FT)	VOLTAGE	FINISH
IFR Filorail DALI multi address / 0-10v single address	SP Surface/Pendant	L - Linear	48 48V	01 White <input type="checkbox"/>
		L1.6 1'7 ¹ / ₈ " (500mm)		02 Black <input checked="" type="checkbox"/>
		L3.3 3'3 ³ / ₈ " (1000mm)		
		L6.6 6'6 ³ / ₄ " (2000mm)		
		L9.8 9'10 ¹ / ₈ " (3000mm)		
		C - Curve		
		C1.1 R1'1 ³ / ₄ " (R350mm)		
		C1.6 R1'7 ¹ / ₈ " (R500mm)		
		C2.0 R1'11 ⁵ / ₈ " (R600mm)		

NB: The track heads listed on page 3 can be mounted also on curved tracks.

COMPATIBLE TRACK HEADS FOR FILORAIL DALI MULTI ADDRESS / 0-10V SINGLE ADDRESS (mounted on curved track)

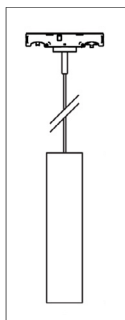
LASER PENDANT



LBXS
PENDANT 1X

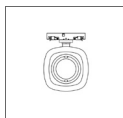
LBXS
PENDANT 4X

LBXS
PENDANT 9X

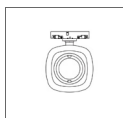


LBXS
PENDANT
Ø59mm (2³/₁₆"")
Ø75mm (2¹⁵/₁₆"")

NEWFO

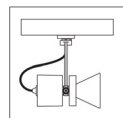


NEWFO Ø88mm (3⁷/₁₆"")

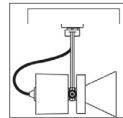


NEWFO Ø116mm (4⁹/₁₆"")

LE PERROQUET

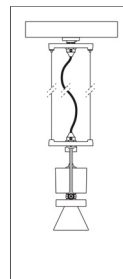


LE PERROQUET Ø55mm (2")

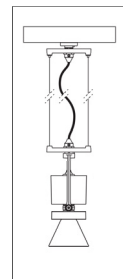


LE PERROQUET Ø80mm (3¹/₃"")

LE PERROQUET PENDANT

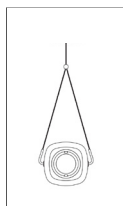


LE PERROQUET
PENDANT
Ø55mm (2")

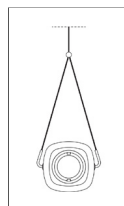


LE PERROQUET
PENDANT
Ø80mm (3¹/₃"")

NEWFO PENDANT

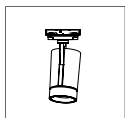


NEWFO
PENDANT
Ø88mm
(3⁷/₁₆"")

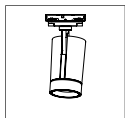


NEWFO
PENDANT
Ø116mm
(4⁹/₁₆"")

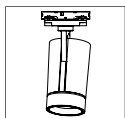
PALCO LV



PALCO Ø51mm (2")

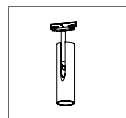


PALCO Ø62mm (2¹/₂"")

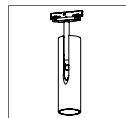


PALCO Ø86mm (3³/₈"")

ROBIN

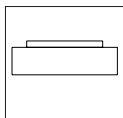


ROBIN Ø37mm (1¹/₂"")

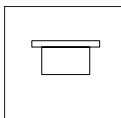


ROBIN Ø51mm (2")
Ø62mm (2¹/₂"")

LBXS DOWNLIGHT



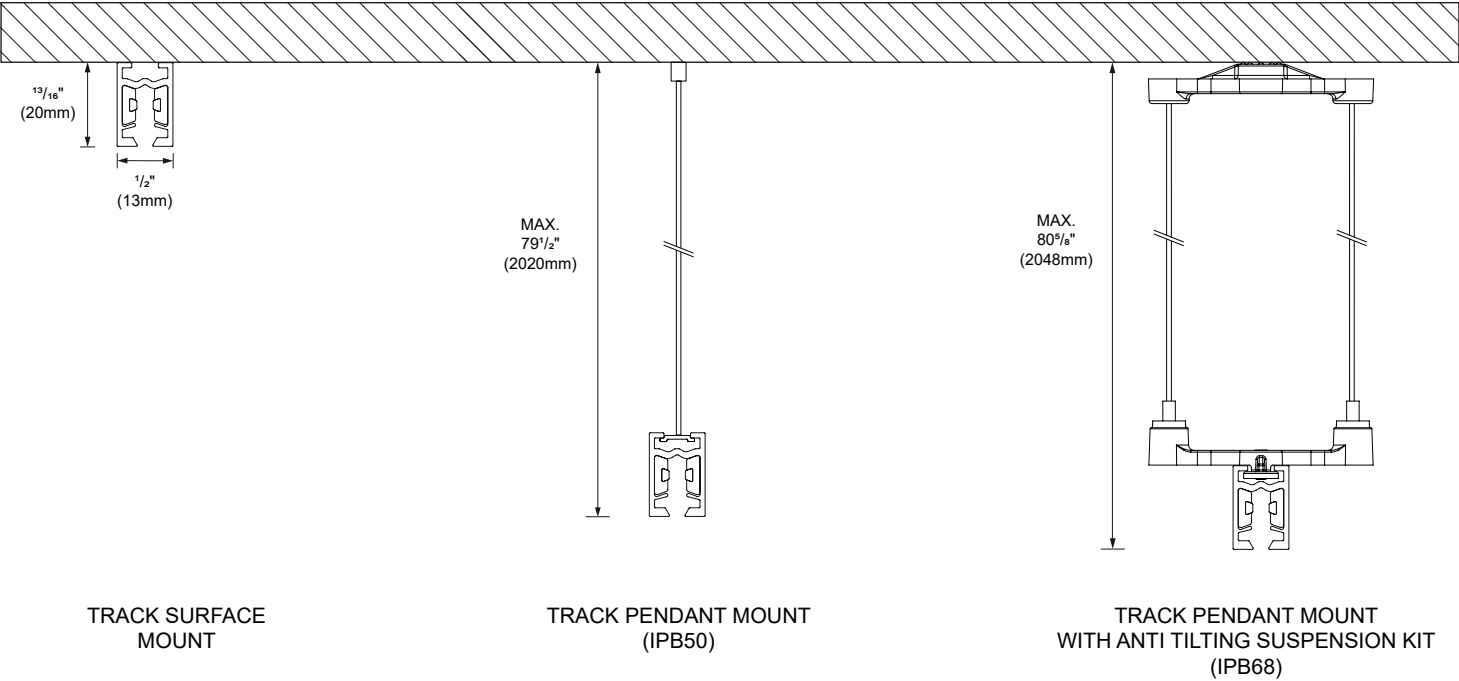
LBXS
DOWNLIGHT 10X



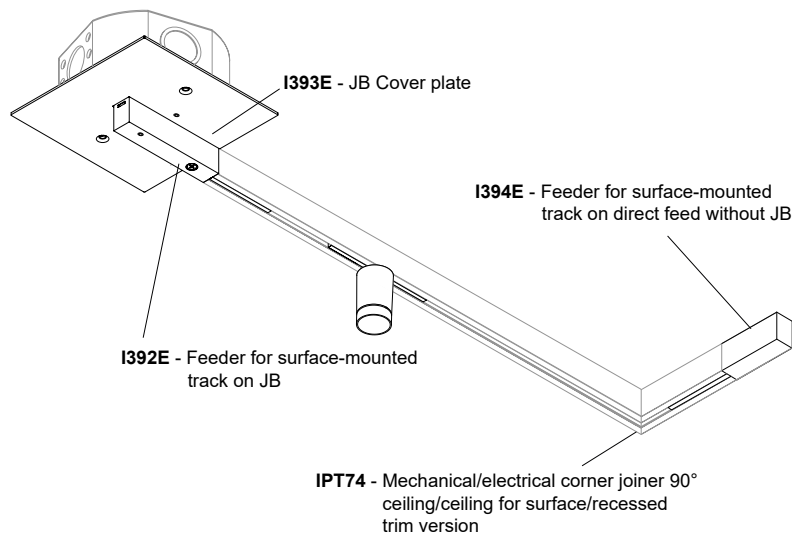
LBXS
DOWNLIGHT 5X

MODEL AND MOUNTING

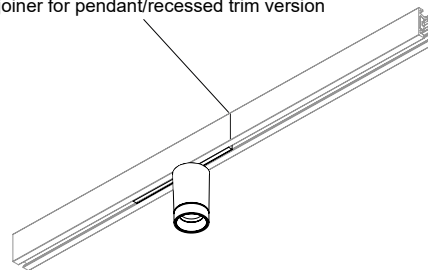
SURFACE AND PENDANT



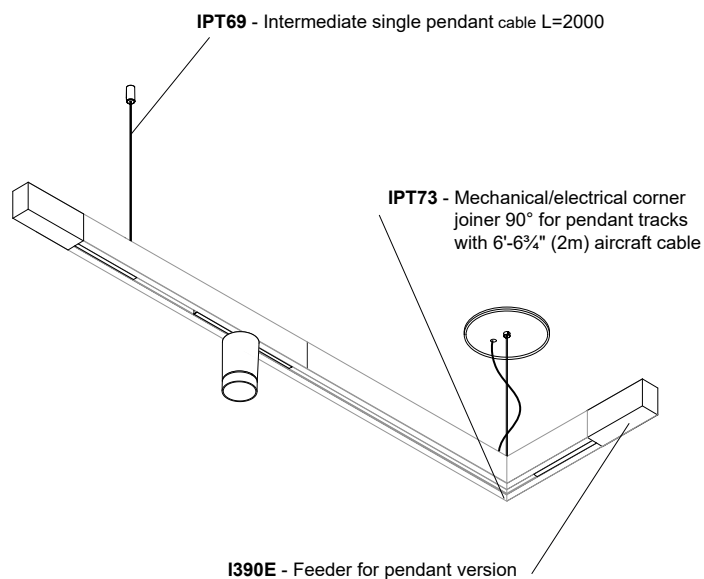
SURFACE MOUNTING ACCESSORIES FOR CEILING



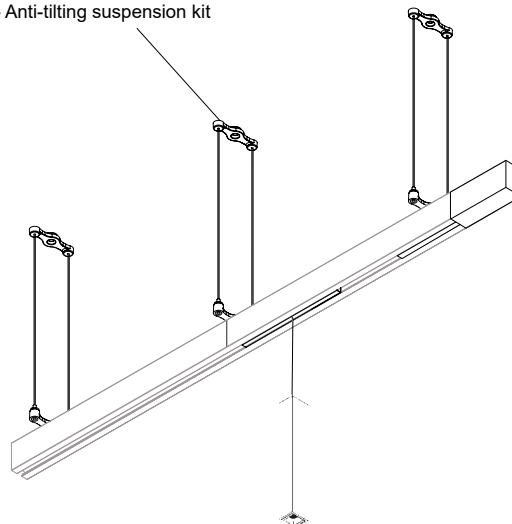
IPT71 - Mechanical/electrical straight joiner for pendant/recessed trim version



PENDANT MOUNTING ACCESSORIES

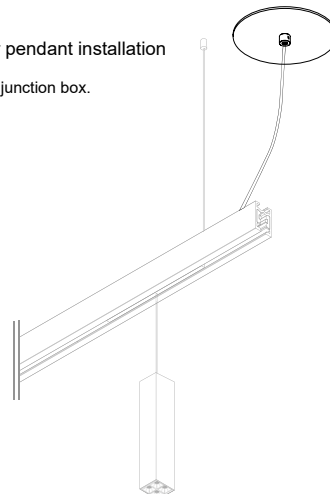
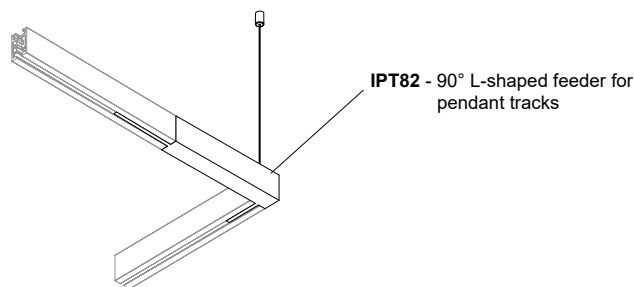


IPT68 - Anti-tilting suspension kit



PENDANT MOUNTING ACCESSORIES (TO BE ORDERED SEPARATELY)

I391E
Round canopy for pendant installation
Ø4 1/2" (114mm)
To be installed on 4" junction box.

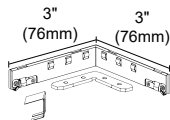


ELECTRICAL SURFACE ACCESSORIES

(TO BE ORDERED SEPARATELY)

MECHANICAL/ELECTRICAL CORNER JOINER 90° CEILING/CEILING
FOR SURFACE/RECESSED TRIM VERSION

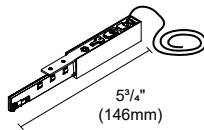
☐ **IPT74-02** - Black finish



FEEDER FOR SURFACE-MOUNTED TRACK ON DIRECT
FEED WITHOUT JB

☐ **I394E-01** - White finish

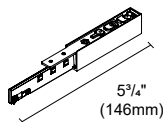
☐ **I394E-02** - Black finish



FEEDER FOR SURFACE-MOUNTED TRACK ON JB
(to be used with the JB cover plate I393E):

☐ **I392E-01** - White finish

☐ **I392E-02** - Black finish



FILLER BRACKET REQUIRED FOR SURFACE MOUNTING

☐ **IPT67-00**

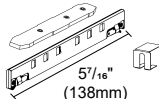


ELECTRICAL PENDANT ACCESSORIES

(TO BE ORDERED SEPARATELY)

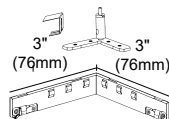
MECHANICAL/ELECTRICAL STRAIGHT JOINER FOR SURFACE/
PENDANT/RECESSED TRIM VERSIONS

☐ **IPT71-02** - Black finish



MECHANICAL/ELECTRICAL CORNER JOINER 90° FOR PENDANT
TRACKS WITH 6'-6 3/4" (2m) AIRCRAFT CABLE

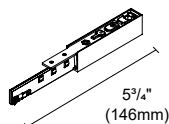
☐ **IPT73-02** - Black finish



FEEDER FOR PENDANT VERSION

☐ **I390E-01** - White finish

☐ **I390E-02** - Black finish

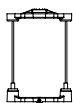


ANTI TILTING SUSPENSION KIT

Refer to installation sheet for number of cable to be used

☐ **IPT68-01** - White finish

☐ **IPT68-02** - Black finish



SUSPENSION CABLE KIT (CABLE L=2000mm / 78 3/4")

Refer to installation sheet for number of cable to be used

☐ **IPT69-00**

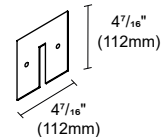


JB COVER PLATE FOR CEILING INSTALLATION
4 7/16" (113mm) x 4 7/16" (113mm)

To be installed on 4" octagonal junction box

☐ **I393E-01** - White finish

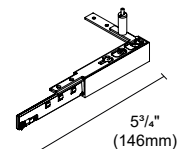
☐ **I393E-02** - Black finish



90° L-SHAPED FEEDER FOR PENDANT TRACKS

☐ **IPT82-01** - White finish

☐ **IPT82-02** - Black finish

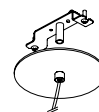


ROUND CANOPY FOR PENDANT INSTALLATION
Ø4 1/2" (114mm) Cable length: 6'-6 3/4" (2m), 2 cond

To be installed on 4" octagonal junction box

☐ **I391E-01** - White finish

☐ **I391E-02** - Black finish

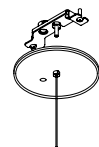


ROUND CANOPY FOR PENDANT INSTALLATION Ø
Ø4 1/2" (114mm) WITH 6'-6 3/4" (2m) AIRCRAFT CABLE

To be installed on 4" octagonal junction box

☐ **I723E-01** - White finish

☐ **I723E-02** - Black finish



☐ **626C** - T-bar mounting kit for grid ceiling ¹



REMOTE LED DRIVER OPTIONS

(TO BE ORDERED SEPARATELY)

Requirement: Max 100W per circuit.

Watts	Min Watts	Voltage	Rated	Dimming protocol	Dimming range	Dimension	Max distance*
<input type="checkbox"/> 4451-0048-100-UNV-TDA							
100	-	120-277V	Indoor	DALI ¹	Down to ±6%	18"x 4"x 4" (457 X 102 X 102mm)	65ft (20m)
<input type="checkbox"/> 4451-0048-100-UNV-TD10							
100	-	120-277V	Indoor	0-10V ²	Down to ±6%	18"x 4"x 4" (457 X 102 X 102mm)	65ft (20m)

* Calculated for 16 or 18awg cable.

¹ With DALI driver, track heads are individually addressable.

² 0-10V driver, all track heads will be controlled together.