

Ground mounted bollard suitable for walkways and paths, being a valid alternative to a wall recessed illumination.

Luminaire characteristics:	Power input: 56.3W Lumens: 2108lm (for 3000k 90CRI) Luminaire efficacy: Up to 37lm/w
Source:	White LED 2700K: 90CRI, 3000K: 90CRI, 4000K: 80CRI.
Lumen maintenance:	80% of initial lumens at 70 000 hours (L80 B10) T77° (25°) 80% of initial lumens at 50 000 hours (L80 B10) T104° (40°) (LM-80)
Optics:	Accent light
Material:	Body: Die-cast and extruded aluminum Diffuser: Clear reeded polycarbonate Hardware: Stainless steel screws and silicone gaskets
Mounting:	Install with flange accessory or fasten to ground
Electrical:	High efficiency electronic LED Driver, rated 50 000 hours, 120V-277V
Dimming:	0-10V (120-277V), down to 10%.
Finish:	Aluminum and anthracite gray painted finish. Double powder paint coat in 3 steps process: surface treatment containing ceramic nano particles (Bonderite). Epoxy primer paint. Polyester powder paint with high resistance against UV rays and harsh weather conditions. See page 2 for other custom finishes available.
<i>Standard finish</i>	
<i>Premium finishes</i>	
Weight:	40.5lb (18.4kg)
Warranty:	5 year limited warranty
Ratings:	IP66, IK10
Certification:	cULus listed for wet location.

ORDERING INFO







CLICK HERE



CONFIGURE



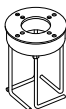
PRODUCT CODE

MODEL	LED	VOLTAGE	FINISH	DIMMING
S5379 Megacubiks 950	H 2700K, 90CRI	UNV 120-277V	14 Gray 	D10 0-10V
	W 3000K, 90CRI		24 Anthracite gray 	
	N 4000K, 80CRI		<i>PREMIUM</i>	
			01 White 	
			07 Green 	
			09 Black 	
			20 Burnished bronze 	

ACCESSORIES

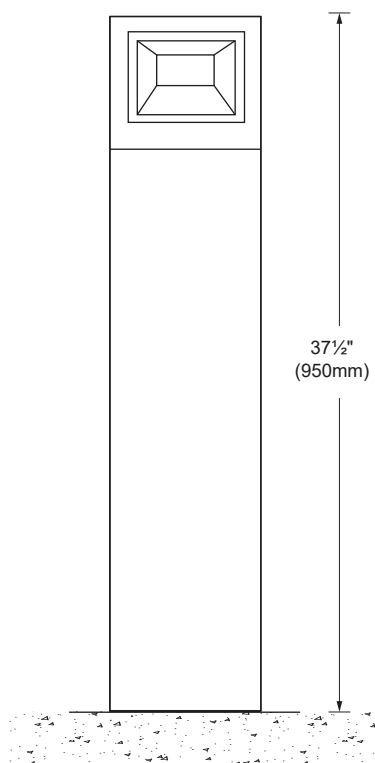

(TO BE ORDERED SEPARATELY)

- S6309** - Flange with stainless steel screws
Ø 4³/₄" x H: 6¹/₂"
(Ø 120mm x H: 165mm)
(To be installed in concrete)



DIMENSIONS

S5379
Megacubiks 950mm

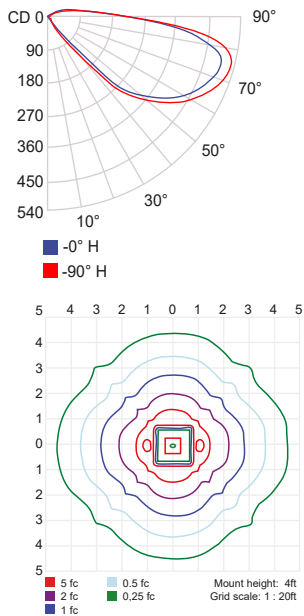


PHOTOMETRIC DATA

Visit sistemalux.com for complete photometric data.

CCT (K)	CRI	LOAD (W)	OPTIC	LUMENS (lm)	EFFICACY (lm / W)	MAX CANDELA (cd)	B.U.G	MODELS
3000K	90	56.3W	Accent light	2108	37	537	B1 - U3 - G2	S5379W - 950mm

Accent light 950 (3000K, 90CRI)



CCT options	2700K	3000K	4000K
CRI options	90CRI	90CRI	80CRI
Multiplier	0.95	1	1.03